

ISSN 1726-5479

SENSORS & TRANSDUCERS

9^{vol. 144}
/12



IEEE 1451

TEDS Sensors, IEEE 1451 Standards

International Frequency Sensor Association Publishing



Editors-in-Chief: professor Sergey Y. Yurish, tel.: +34 696067716, e-mail: editor@sensorsportal.com**Editors for Western Europe**Meijer, Gerard C.M., Delft University of Technology, The Netherlands
Ferrari, Vittorio, Università di Brescia, Italy**Editors for North America**Datskos, Panos G., Oak Ridge National Laboratory, USA
Fabien, J. Josse, Marquette University, USA
Katz, Evgeny, Clarkson University, USA**Editor South America**

Costa-Felix, Rodrigo, Inmetro, Brazil

Editor for Eastern Europe

Sachenko, Anatoly, Ternopil State Economic University, Ukraine

Editor for Asia

Ohyama, Shinji, Tokyo Institute of Technology, Japan

Editor for Africa

Maki K.Habib, American University in Cairo, Egypt

Editor for Asia-Pacific

Mukhopadhyay, Subhas, Massey University, New Zealand

Editorial Advisory Board

- Abdul Rahim, Ruzairi**, Universiti Teknologi, Malaysia
Ahmad, Mohd Noor, Northern University of Engineering, Malaysia
Annamalai, Karthigeyan, National Institute of Advanced Industrial Science and Technology, Japan
Arcega, Francisco, University of Zaragoza, Spain
Arguel, Philippe, CNRS, France
Ahn, Jae-Pyoung, Korea Institute of Science and Technology, Korea
Arndt, Michael, Robert Bosch GmbH, Germany
Ascoli, Giorgio, George Mason University, USA
Atalay, Selcuk, Inonu University, Turkey
Atghiaee, Ahmad, University of Tehran, Iran
Augutis, Vygtantas, Kaunas University of Technology, Lithuania
Avachit, Patil Lalchand, North Maharashtra University, India
Ayesh, Aladdin, De Montfort University, UK
Azamimi, Azian binti Abdullah, Universiti Malaysia Perlis, Malaysia
Bahreyni, Behraad, University of Manitoba, Canada
Baliga, Shankar, B., General Motors Transnational, USA
Baoxian, Ye, Zhengzhou University, China
Barford, Lee, Agilent Laboratories, USA
Barlingay, Ravindra, RF Arrays Systems, India
Basu, Sukumar, Jadavpur University, India
Beck, Stephen, University of Sheffield, UK
Ben Bouzid, Sihem, Institut National de Recherche Scientifique, Tunisia
Benachaiba, Chellali, Universitè de Bechar, Algeria
Binnie, T. David, Napier University, UK
Bischoff, Gerlinde, Inst. Analytical Chemistry, Germany
Bodas, Dhananjay, IMTEK, Germany
Borges Carval, Nuno, Universidade de Aveiro, Portugal
Bouchikhi, Benachir, University Moulay Ismail, Morocco
Bousbia-Salah, Mounir, University of Annaba, Algeria
Bouvet, Marcel, CNRS – UPMC, France
Brudzewski, Kazimierz, Warsaw University of Technology, Poland
Cai, Chenxin, Nanjing Normal University, China
Cai, Qingyun, Hunan University, China
Calvo-Gallego, Jaime, Universidad de Salamanca, Spain
Campanella, Luigi, University La Sapienza, Italy
Carvalho, Vitor, Minho University, Portugal
Cecelja, Franjo, Brunel University, London, UK
Cerda Belmonte, Judith, Imperial College London, UK
Chakrabarty, Chandan Kumar, Universiti Tenaga Nasional, Malaysia
Chakravorty, Dipankar, Association for the Cultivation of Science, India
Changhai, Ru, Harbin Engineering University, China
Chaudhari, Gajanan, Shri Shivaji Science College, India
Chavali, Murthy, N.I. Center for Higher Education, (N.I. University), India
Chen, Jiming, Zhejiang University, China
Chen, Rongshun, National Tsing Hua University, Taiwan
Cheng, Kuo-Sheng, National Cheng Kung University, Taiwan
Chiang, Jeffrey (Cheng-Ta), Industrial Technol. Research Institute, Taiwan
Chiriac, Horia, National Institute of Research and Development, Romania
Chowdhuri, Arijit, University of Delhi, India
Chung, Wen-Yaw, Chung Yuan Christian University, Taiwan
Corres, Jesus, Universidad Publica de Navarra, Spain
Cortes, Camilo A., Universidad Nacional de Colombia, Colombia
Courtois, Christian, Universite de Valenciennes, France
Cusano, Andrea, University of Sannio, Italy
D'Amico, Arnaldo, Università di Tor Vergata, Italy
De Stefano, Luca, Institute for Microelectronics and Microsystem, Italy
Deshmukh, Kiran, Shri Shivaji Mahavidyalaya, Barshi, India
Dickert, Franz L., Vienna University, Austria
Dieguez, Angel, University of Barcelona, Spain
Dighavkar, C. G., M.G. Vidyamandir's L. V.H. College, India
Dimitropoulos, Panos, University of Thessaly, Greece
Ding, Jianning, Jiangsu Polytechnic University, China
Djordjevich, Alexandar, City University of Hong Kong, Hong Kong
Donato, Nicola, University of Messina, Italy
Donato, Patricio, Universidad de Mar del Plata, Argentina
Dong, Feng, Tianjin University, China
Drlicja, Predrag, Instersema Sensoric SA, Switzerland
Dubey, Venketesh, Bournemouth University, UK
Enderle, Stefan, Univ. of Ulm and KTB Mechatronics GmbH, Germany
Erdem, Gursan K. Arzum, Ege University, Turkey
Erkmen, Aydan M., Middle East Technical University, Turkey
Estelle, Patrice, Insa Rennes, France
Estrada, Horacio, University of North Carolina, USA
Faiz, Adil, INSA Lyon, France
Fericean, Sorin, Balluff GmbH, Germany
Fernandes, Joana M., University of Porto, Portugal
Francioso, Luca, CNR-IMM Institute for Microelectronics and Microsystems, Italy
Francis, Laurent, University Catholique de Louvain, Belgium
Fu, Weiling, South-Western Hospital, Chongqing, China
Gaura, Elena, Coventry University, UK
Geng, Yanfeng, China University of Petroleum, China
Gole, James, Georgia Institute of Technology, USA
Gong, Hao, National University of Singapore, Singapore
Gonzalez de la Rosa, Juan Jose, University of Cadiz, Spain
Granell, Annette, Goteborg University, Sweden
Graff, Mason, The University of Texas at Arlington, USA
Guan, Shan, Eastman Kodak, USA
Guillet, Bruno, University of Caen, France
Guo, Zhen, New Jersey Institute of Technology, USA
Gupta, Narendra Kumar, Napier University, UK
Hadjiloucas, Sillas, The University of Reading, UK
Haider, Mohammad R., Sonoma State University, USA
Hashsham, Syed, Michigan State University, USA
Hasni, Abdelhafid, Bechar University, Algeria
Hernandez, Alvaro, University of Alcalá, Spain
Hernandez, Wilmar, Universidad Politecnica de Madrid, Spain
Homentcovschi, Dorel, SUNY Binghamton, USA
Horstman, Tom, U.S. Automation Group, LLC, USA
Hsiai, Tzung (John), University of Southern California, USA
Huang, Jeng-Sheng, Chung Yuan Christian University, Taiwan
Huang, Star, National Tsing Hua University, Taiwan
Huang, Wei, PSG Design Center, USA
Hui, David, University of New Orleans, USA
Jaffrezic-Renault, Nicole, Ecole Centrale de Lyon, France
James, Daniel, Griffith University, Australia
Janting, Jakob, DELTA Danish Electronics, Denmark
Jiang, Liudi, University of Southampton, UK
Jiang, Wei, University of Virginia, USA
Jiao, Zheng, Shanghai University, China
John, Joachim, IMEC, Belgium
Kalach, Andrew, Voronezh Institute of Ministry of Interior, Russia
Kang, Moonho, Sunmoon University, Korea South
Kaniasas, Eugenijus, Vienna University of Technology, Austria
Katake, Anup, Texas A&M University, USA
Kausel, Wilfried, University of Music, Vienna, Austria
Kavasoglu, Nese, Mugla University, Turkey
Ke, Cathy, Tyndall National Institute, Ireland
Khelfaoui, Rachid, Université de Bechar, Algeria
Khan, Asif, Aligarh Muslim University, Aligarh, India
Kim, Min Young, Kyungpook National University, Korea South
Ko, Sang Choon, Electronics. and Telecom. Research Inst., Korea South
Kotulska, Malgorzata, Wroclaw University of Technology, Poland
Kockar, Hakan, Balikesir University, Turkey
Kong, Ing, RMIT University, Australia
Kratz, Henrik, Uppsala University, Sweden

Krishnamoorthy, Ganesh, University of Texas at Austin, USA
Kumar, Arun, University of Delaware, Newark, USA
Kumar, Subodh, National Physical Laboratory, India
Kung, Chih-Hsien, Chang-Jung Christian University, Taiwan
Lacnjevac, Caslav, University of Belgrade, Serbia
Lay-Ekuakille, Aime, University of Lecce, Italy
Lee, Jang Myung, Pusan National University, Korea South
Lee, Jun Su, Amkor Technology, Inc. South Korea
Lei, Hua, National Starch and Chemical Company, USA
Li, Fengyuan (Thomas), Purdue University, USA
Li, Genxi, Nanjing University, China
Li, Hui, Shanghai Jiaotong University, China
Li, Sihua, Agiltron, Inc., USA
Li, Xian-Fang, Central South University, China
Li, Yuefa, Wayne State University, USA
Liang, Yuanchang, University of Washington, USA
Liawruangrath, Saisunee, Chiang Mai University, Thailand
Liew, Kim Meow, City University of Hong Kong, Hong Kong
Lin, Hermann, National Kaohsiung University, Taiwan
Lin, Paul, Cleveland State University, USA
Linderholm, Pontus, EPFL - Microsystems Laboratory, Switzerland
Liu, Aihua, University of Oklahoma, USA
Liu Changgeng, Louisiana State University, USA
Liu, Cheng-Hsien, National Tsing Hua University, Taiwan
Liu, Songqin, Southeast University, China
Lodeiro, Carlos, University of Vigo, Spain
Lorenzo, Maria Encarnacio, Universidad Autonoma de Madrid, Spain
Lukaszewicz, Jerzy Pawel, Nicholas Copernicus University, Poland
Ma, Zhanfang, Northeast Normal University, China
Majstorovic, Vidosav, University of Belgrade, Serbia
Malyshev, V.V., National Research Centre 'Kurchatov Institute', Russia
Marquez, Alfredo, Centro de Investigacion en Materiales Avanzados, Mexico
Matay, Ladislav, Slovak Academy of Sciences, Slovakia
Mathur, Prafull, National Physical Laboratory, India
Maurya, D.K., Institute of Materials Research and Engineering, Singapore
Mekid, Samir, University of Manchester, UK
Melnyk, Ivan, Photon Control Inc., Canada
Mendes, Paulo, University of Minho, Portugal
Mennell, Julie, Northumbria University, UK
Mi, Bin, Boston Scientific Corporation, USA
Minas, Graca, University of Minho, Portugal
Mishra, Vivekanand, National Institute of Technology, India
Moghavvemi, Mahmoud, University of Malaya, Malaysia
Mohammadi, Mohammad-Reza, University of Cambridge, UK
Molina Flores, Esteban, Benemérita Universidad Autónoma de Puebla, Mexico
Moradi, Majid, University of Kerman, Iran
Morello, Rosario, University "Mediterranea" of Reggio Calabria, Italy
Mounir, Ben Ali, University of Sousse, Tunisia
Mrad, Nezh, Defence R&D, Canada
Mulla, Imtiaz Sirajuddin, National Chemical Laboratory, Pune, India
Nabok, Aleksey, Sheffield Hallam University, UK
Neelamegam, Periasamy, Sastra Deemed University, India
Neshkova, Milka, Bulgarian Academy of Sciences, Bulgaria
Oberhammer, Joachim, Royal Institute of Technology, Sweden
Ould Lahoucine, Cherif, University of Guelma, Algeria
Pamidighanta, Sayanu, Bharat Electronics Limited (BEL), India
Pan, Jisheng, Institute of Materials Research & Engineering, Singapore
Park, Joon-Shik, Korea Electronics Technology Institute, Korea South
Passaro, Vittorio M. N., Politecnico di Bari, Italy
Penza, Michele, ENEA C.R., Italy
Pereira, Jose Miguel, Instituto Politecnico de Seteбал, Portugal
Petsev, Dimiter, University of New Mexico, USA
Pogacnik, Lea, University of Ljubljana, Slovenia
Post, Michael, National Research Council, Canada
Prance, Robert, University of Sussex, UK
Prasad, Ambika, Gulbarga University, India
Prateepasen, Asa, Kingmoungut's University of Technology, Thailand
Pugno, Nicola M., Politecnico di Torino, Italy
Pullini, Daniele, Centro Ricerche FIAT, Italy
Pumera, Martin, National Institute for Materials Science, Japan
Radhakrishnan, S., National Chemical Laboratory, Pune, India
Rajanna, K., Indian Institute of Science, India
Ramadan, Qasem, Institute of Microelectronics, Singapore
Rao, Basuthkar, Tata Inst. of Fundamental Research, India
Raouf, Kosai, Joseph Fourier University of Grenoble, France
Rastogi Shiva, K., University of Idaho, USA
Reig, Candid, University of Valencia, Spain
Restivo, Maria Teresa, University of Porto, Portugal
Robert, Michel, University Henri Poincare, France
Rezazadeh, Ghader, Urmia University, Iran
Royo, Santiago, Universitat Politècnica de Catalunya, Spain
Rodriguez, Angel, Universitat Politècnica de Catalunya, Spain
Rothberg, Steve, Loughborough University, UK
Sadana, Ajit, University of Mississippi, USA
Sadeghian Marnani, Hamed, TU Delft, The Netherlands
Sapozhnikova, Ksenia, D.I.Mendeleyev Institute for Metrology, Russia
Sandacci, Serghei, Sensor Technology Ltd., UK
Saxena, Vibha, Bbhba Atomic Research Centre, Mumbai, India
Schneider, John K., Ultra-Scan Corporation, USA
Sengupta, Deepak, Advance Bio-Photonics, India
Seif, Selemani, Alabama A & M University, USA
Seifter, Achim, Los Alamos National Laboratory, USA
Shah, Kriyang, La Trobe University, Australia
Sankarraaj, Anand, Detector Electronics Corp., USA
Silva Giroa, Pedro, Technical University of Lisbon, Portugal
Singh, V. R., National Physical Laboratory, India
Slomovitz, Daniel, UTE, Uruguay
Smith, Martin, Open University, UK
Soleimanpour, Amir Masoud, University of Toledo, USA
Soleymanpour, Ahmad, University of Toledo, USA
Somani, Prakash R., Centre for Materials for Electronics Technol., India
Sridharan, M., Sastra University, India
Srinivas, Talabattula, Indian Institute of Science, Bangalore, India
Srivastava, Arvind K., NanoSonix Inc., USA
Stefan-van Staden, Raluca-Ioana, University of Pretoria, South Africa
Stefanescu, Dan Mihai, Romanian Measurement Society, Romania
Sumriddetchka, Sarun, National Electronics and Comp. Technol. Center, Thailand
Sun, Chengliang, Polytechnic University, Hong-Kong
Sun, Dongming, Jilin University, China
Sun, Junhua, Beijing University of Aeronautics and Astronautics, China
Sun, Zhiqiang, Central South University, China
Suri, C. Raman, Institute of Microbial Technology, India
Sysoev, Victor, Saratov State Technical University, Russia
Szewczyk, Roman, Industr. Research Inst. for Automation and Measurement, Poland
Tan, Ooi Kiang, Nanyang Technological University, Singapore
Tang, Dianping, Southwest University, China
Tang, Jaw-Luen, National Chung Cheng University, Taiwan
Teker, Kasif, Frostburg State University, USA
Thirunavukkarasu, I., Manipal University Karnataka, India
Thumbavanam Pad, Kartik, Carnegie Mellon University, USA
Tian, Gui Yun, University of Newcastle, UK
Tsiantos, Vassilios, Technological Educational Institute of Kaval, Greece
Tsigara, Anna, National Hellenic Research Foundation, Greece
Twomey, Karen, University College Cork, Ireland
Valente, Antonio, University, Vila Real, - U.T.A.D., Portugal
Vanga, Raghav Rao, Summit Technology Services, Inc., USA
Vaseashta, Ashok, Marshall University, USA
Vazquez, Carmen, Carlos III University in Madrid, Spain
Vieira, Manuela, Instituto Superior de Engenharia de Lisboa, Portugal
Vigna, Benedetto, STMicroelectronics, Italy
Vrba, Radimir, Brno University of Technology, Czech Republic
Wandelt, Barbara, Technical University of Lodz, Poland
Wang, Jiangping, Xi'an Shiyou University, China
Wang, Kedong, Beihang University, China
Wang, Liang, Pacific Northwest National Laboratory, USA
Wang, Mi, University of Leeds, UK
Wang, Shinn-Fwu, Ching Yun University, Taiwan
Wang, Wei-Chih, University of Washington, USA
Wang, Wensheng, University of Pennsylvania, USA
Watson, Steven, Center for NanoSpace Technologies Inc., USA
Weiping, Yan, Dalian University of Technology, China
Wells, Stephen, Southern Company Services, USA
Wolkenberg, Andrzej, Institute of Electron Technology, Poland
Woods, R. Clive, Louisiana State University, USA
Wu, DerHo, National Pingtung Univ. of Science and Technology, Taiwan
Wu, Zhaoyang, Hunan University, China
Xiu Tao, Ge, Chuzhou University, China
Xu, Lisheng, The Chinese University of Hong Kong, Hong Kong
Xu, Sen, Drexel University, USA
Xu, Tao, University of California, Irvine, USA
Yang, Dongfang, National Research Council, Canada
Yang, Shuang-Hua, Loughborough University, UK
Yang, Wuqiang, The University of Manchester, UK
Yang, Xiaoling, University of Georgia, Athens, GA, USA
Yaping Dan, Harvard University, USA
Ymeti, Aurel, University of Twente, Netherland
Yong Zhao, Northeastern University, China
Yu, Haihu, Wuhan University of Technology, China
Yuan, Yong, Massey University, New Zealand
Yufera Garcia, Alberto, Seville University, Spain
Zakaria, Zulkarnay, University Malaysia Perlis, Malaysia
Zagnoni, Michele, University of Southampton, UK
Zamani, Cyrus, Universitat de Barcelona, Spain
Zeni, Luigi, Second University of Naples, Italy
Zhang, Minglong, Shanghai University, China
Zhang, Quintao, University of California at Berkeley, USA
Zhang, Weiping, Shanghai Jiao Tong University, China
Zhang, Wenming, Shanghai Jiao Tong University, China
Zhang, Xueji, World Precision Instruments, Inc., USA
Zhong, Haoxiang, Henan Normal University, China
Zhu, Qing, Fujifilm Dimatix, Inc., USA
Zorzano, Luis, Universidad de La Rioja, Spain
Zourob, Mohammed, University of Cambridge, UK

Contents

Volume 144
Issue 9
September 2012

www.sensorsportal.com

ISSN 1726-5479

Research Articles

- Research in Nanothermometry. Part 8. Summary**
Svyatoslav Yatsyshyn, Bohdan Stadnyk, Yaroslav Lutsyk, Olena Basalkevych 1
- Temperature Measurement and Control Based on LabVIEW and SMS**
D. Mercy, Ashok M., Karthick N., Rajamanickam M...... 16
- Theoretical Considerations of Fiber Optic Sensors for Thermal Sensing Under Low and High Temperatures Effects**
Ahmed Nabih Zaki Rashed..... 27
- Effect of Firing Temperature on the Micro Structural Parameters of Synthesized Zinc Oxide Thick Film Resistors Deposited by Screen Printing Method**
Ratan Y. Borse, Vaishali. T. Salunke and Jalinder Ambekar..... 45
- Design and Analysis of Bulk Micromachined Piezoresistive MEMS Accelerometer for Concrete SHM Applications**
S. Kavitha, R. Joseph Daniel, K.Sumangala 62
- Lumped Parameter Modeling of Absolute and Differential Micro Pressure Sensors**
S. Meenatchisundaram, Ashwin Simha, Mukund Kumar Menon, S. M. Kulkarni and Somashekara Bhat..... 76
- Geometrical Amplification of SMA Actuator Displacement Using Externally Actuated Beam**
Elwaleed Awad Khidir, Nik Abdullah Mohamed, Sallehuddin Mohamed Haris..... 92
- High Accuracy Resolver to Digital Converter Based on Modified Angle Tracking Observer Method**
Chandra Mohan Reddy Sivappagari, Nagabhushan Raju Konduru..... 101
- Development of Single Place Multiple Obstacle Avoidable System for Guarded Tele-operated Trolley, a Service Robot Using Single Ultrasonic Sensor**
Subrata Chottopadhaya and Soumendra Nath Kundu..... 113
- A Real Time Radio Frequency Field Imaging for Detection of Impurities in Liquids**
Mohammad Mezaael..... 123
- Design and Simulation of a Microgripper with the Ability of Releasing Nano Particles by Vibrating End-Effectors**
Hamed Demaghsi, Hadi Mirzajani, Ehsan Atashzaban, Habib Badri Ghavifekr 131
- Linear Resistivity Response with Relative Humidity of Gd Doped Magnesium Ferrite**
Jyoti Shah, Amish G. Joshi and R. K. Kotnala 143
- Quartz Crystal Microbalance DNA Based Biosensor for the Detection of *Brugia malayi***
Thongchai Kaewphinit, Somchai Santiwatanakul, Supatra Areekit and Kosum Chansiri..... 153
161


Recent Advance in Antibody or Hapten Immobilization Protocols of Electrochemical Immunosensor for Detetion of Pesticide Residues
Ying Zhu, Xia Sun, Xiangyou Wang.....

PSoC Based Blood Coagulation Instrument for the Analysis of PT & APTT
Raghunathan R., Neelamegam P. and Murugananthan K...... 182

L-Asparaginase Extracted From *Capsicum annum L* and Development of Asparagine Biosensor for Leukemia
Kuldeep Kumar and Shefali Walia..... 192

Authors are encouraged to submit article in MS Word (doc) and Acrobat (pdf) formats by e-mail: editor@sensorsportal.com
Please visit journal's webpage with preparation instructions: <http://www.sensorsportal.com/HTML/DIGEST/Submission.htm>

International Frequency Sensor Association (IFSA).



International Frequency Sensor Association (IFSA) Publishing

Digital Sensors and Sensor Systems: Practical Design

Sergey Y. Yurish



Formats: printable pdf (Acrobat) and print (hardcover), 419 pages

ISBN: 978-84-616-0652-8,
e-ISBN: 978-84-615-6957-1

The goal of this book is to help the practitioners achieve the best metrological and technical performances of digital sensors and sensor systems at low cost, and significantly to reduce time-to-market. It should be also useful for students, lectures and professors to provide a solid background of the novel concepts and design approach.

Book features include:

- Each of chapter can be used independently and contains its own detailed list of references
- Easy-to-repeat experiments
- Practical orientation
- Dozens examples of various complete sensors and sensor systems for physical and chemical, electrical and non-electrical values
- Detailed description of technology driven and coming alternative to the ADC a frequency (time)-to-digital conversion

Digital Sensors and Sensor Systems: Practical Design will greatly benefit undergraduate and at PhD students, engineers, scientists and researchers in both industry and academia. It is especially suited as a reference guide for practitioners, working for Original Equipment Manufacturers (OEM) electronics market (electronics/hardware), sensor industry, and using commercial-off-the-shelf components

http://sensorsportal.com/HTML/BOOKSTORE/Digital_Sensors.htm

Conference Announcement



Topic E2: Transportation & Mobility

The Euromat conference series, organised by the Federation of European Materials Societies (FEMS), is one of the largest events of its kind in Europe, covering the full width of materials science and technology. We would like to direct your attention to the following Symposia which are focussing specifically on transport applications:

- E2.I: Modeling, simulation, optimization of materials and structures in transportation**
Prof. Kambiz Kayvantash, Société CADLM, Massy (F)
- E2.II: Intelligent and adaptive materials and structures**
Dr.-Ing. Dirk Lehmhus, ISIS Sensorial Materials Scientific Centre, Bremen (D)
- E2.III: Energy absorbing and protective materials and structures**
Prof. Massimiliano Avalle, Politecnico di Torino, Torino (I)
- E2.IV: Production, properties and applications of hybrid materials and structures**
Dr.-Ing. Kai Schimanski, Foundation Institut für Werkstofftechnik (IWT), Bremen (D)

**DEADLINE CALL FOR PAPERS END OF JANUARY –
WATCH OUT FOR DETAILS AT www.euromat2013.fems.eu
OR CONTACT**

ISIS Sensorial Materials Scientific Centre, University of Bremen

Board of Directors
Prof. Dr.-Ing M. Busse
Prof. Dr. W. Lang
Prof. Dr.-Ing. H.-W. Zoch

Managing Director
Dr.-Ing. Dirk Lehmhus

Wiener Straße 12
28357 Bremen

Fon +49 (0)421 5665 408
Fax +49 (0)421 5665 499

dirk.lehmhus@uni-bremen.de
www.isis.uni-bremen.de

Theoretical Considerations of Fiber Optic Sensors for Thermal Sensing Under Low and High Temperatures Effects

Ahmed Nabih Zaki Rashed

Electronics and Electrical Communications Engineering Department
Faculty of Electronic Engineering, Menouf 32951, Menoufia University, Egypt
E-mail: ahmed_733@yahoo.com

Received: 19 June 2012 /Accepted: 21 September 2012 /Published: 28 September 2012

Abstract: Fiber optic sensors were first developed few decades ago for markets where no other sensing solutions existed, such as applications where high electromagnetic interferences (EMI) could be present. Typical applications were for instance temperature measurements in microwave ovens or in high power transformers, strain measurements in electrical welding jaws, pressure measurements for medical applications. If insensitivity to EMI is probably the most interesting advantage of such sensors, other interesting advantages are now being considered: since optical technologies proved to be reliable and accessible, new applications are emerging where reduced size or geometry of such sensors could be the most interesting features. This paper has presented the important transmission characteristics of thermal sensors over wide range of the affecting parameters. The free spectral range (FSR), sensor accuracy, sensor resistance and capacitance, thermal sensing signal quality, sensor thermal sensitivity and response time are the major interesting design parameters in our current research under low and high temperature effects. *Copyright © 2012 IFSA.*

Keywords: Intrinsic sensor, Fiber optic sensors, Thermal sensors, Free spectrum range, Response time and Signal quality.

1. Introduction

The world of fiber optic sensors lies at the intersection of fiber optic communication and optoelectronics. Fiber optic sensors offer many advantages over conventional electrical or electromechanical sensors [1]. First, optical fiber is a dielectric, so it is not subject to interference from electromagnetic waves that might be present in the sensing environment. Secondly fiber optic sensors can function under harsh environment, such as high temperature, toxic or corrosive atmospheres where

metals or other materials can be corroded. In addition, semiconductor based photodetectors and laser diode sources are usually small and light, so fiber-optic sensors are useful as sensing devices for wider range of physical and chemical phenomena that include temperature, pressure, acoustic field, position, rotation, electrical current [2], liquid level, biochemical composition, and chemical concentration. Indeed, fiber-optic sensors can perform the functions of virtually any conventional sensor and even faster and with greater sensitivity. Particularly, they can perform measurement tasks that would be impracticable with conventional sensors. For instance, they can be embedded in critical structures, such as airplanes and bridges, reporting continuously on structural integrity, and possibly averting a catastrophic failure [3]. The numerous advantages of fiber optic sensors will ensure that they continue to attract research funding for their further development. Even more noteworthy is the fact that commercially available fiber optic sensors are increasing. It is a promising field with clear advantages over conventional sensors in certain applications [4].

Fiber optic sensors have many advantages such as ease of embedding, flexible sensor size, wide temperature range, high sensitivity and etc [5]. Thus, fiber optic sensors have been introduced into many composite structures. Especially, FBG (Fiber Bragg Grating) strain sensors have noticeable attractions due to multiplexing capability, linear response and absolute measurement [6]. However, the use of FBG sensors is limited by their simultaneous dependence on strain and temperature, directional sensitivity variation, weakened sensor head due to fabrication process, etc [7]. In case of detecting high frequency signals, multiplexing capability is worse and conversely, most multiplexed FBG systems have low frequency ranges. And the sensitivity fadeout problem in the intensity demodulation method is another issue for FBG vibration sensor system. To overcome sensitivity fadeout problems, some passively controlled systems for a single head FBG sensors system were suggested but do not guarantee uniform sensitivity [8]. And to measure internal and external strains of the composite pressure vessels in real time, the mechanical failure of FBG sensors or optical fiber and the spectral distortion in reflected signals have to be overcome [9]. Thus, in order to implement FBG sensors to real structures, much attention has been paid to overcome these limitations.

In the present study, fiber optic sensor technology has been and is being increasingly exploited by the research community because of its relatively simple design, low power consumption, low cost, relatively low maintenance cost, and the flexibility it offers for both commercial and military applications. In particular, fiber optic thermal sensors have been recognized as promising technologies for numerous applications, which include intruder detection and perimeter multiplexing systems for commercial applications.

2. Intrinsic Fiber Optic Sensors

Fiber optic sensors have advantages over other sensors. They have a further range, lower cost, and generally smaller in size. These sensors can be intrinsic or extrinsic [10]. Fig. 1 represents a basic intrinsic sensor with length L_s , sensor diameter ($D_s=D_{\text{clad}}$) is equal to fiber cladding diameter and its length, L_f , sensor refractive index ($n_s=n_2$) is equal to cladding refractive index and based on polymer fiber cladding as a guidance of temperature sensing technology. This sensor uses the optical fiber that is carrying the light, and detects an environmental effect which forces information on the light inside the fiber.

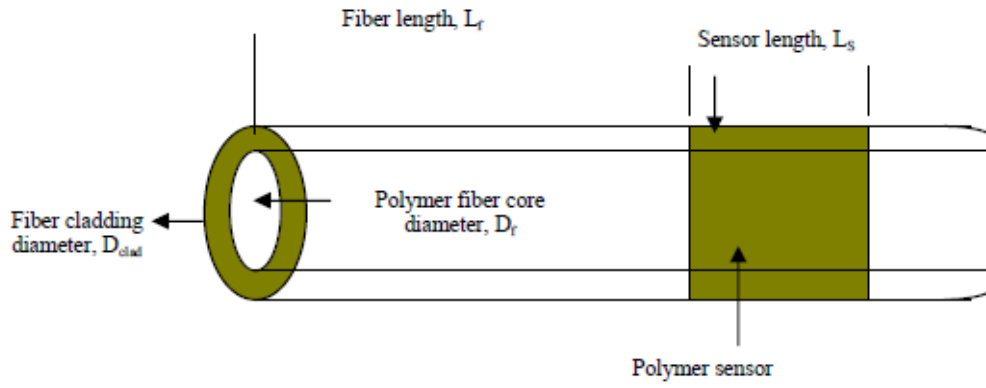


Fig. 1. Schematic diagram of the core based fiber optic sensor.

Optical fibers can be used as sensors to measure strain, temperature, pressure and other quantities by modifying a fiber so that the quantity to be measured modulates the intensity, phase, polarization, wavelength or transit time of light in the fiber. Sensors that vary the intensity of light are the simplest, since only a simple source and detector are required. A particularly useful feature of intrinsic fiber optic sensors is that they can, if required, provide distributed sensing over very large distances [11].

3. Theoretical Model Analysis

The investigation of both the thermal and spectral variations of the refractive index require empirical equation. The set of parameters required to completely characterize the temperature dependence of the refractive index of both fiber core and sensor are given below, Sellmeier equation is under the form [12]:

$$n_c = \sqrt{\frac{A_1\lambda^2}{\lambda^2 - A_2^2} + \frac{A_3\lambda^2}{\lambda^2 - A_4^2} + \frac{A_5\lambda^2}{\lambda^2 - A_6^2}}, \quad (1)$$

$$n_s = \sqrt{\frac{B_1\lambda^2}{\lambda^2 - B_2^2} + \frac{B_3\lambda^2}{\lambda^2 - B_4^2} + \frac{B_5\lambda^2}{\lambda^2 - B_6^2}}, \quad (2)$$

The thermo-optic effect and spectral variations are present in all transparent materials and describes the dependence of the material index of both fiber core and sensor can be expressed as [13]:

$$\frac{dn_c}{dT} = \left(-\frac{\lambda^2}{n_c}\right) \left[\frac{A_1A_2}{(\lambda^2 - A_2^2)^2} \frac{\partial A_2}{\partial T} + \frac{A_3A_4}{(\lambda^2 - A_4^2)^2} \frac{\partial A_4}{\partial T} + \frac{A_5A_6}{(\lambda^2 - A_6^2)^2} \frac{\partial A_6}{\partial T} \right] \quad (3)$$

$$\frac{dn_s}{dT} = \left(-\frac{\lambda^2}{n_s}\right) \left[\frac{B_1B_2}{(\lambda^2 - B_2^2)^2} \frac{\partial B_2}{\partial T} + \frac{B_3B_4}{(\lambda^2 - B_4^2)^2} \frac{\partial B_4}{\partial T} + \frac{B_5B_6}{(\lambda^2 - B_6^2)^2} \frac{\partial B_6}{\partial T} \right] \quad (4)$$

$$\frac{dn_c}{d\lambda} = -\frac{\lambda}{n_c} \left[\frac{A_1 A_2^2}{(\lambda^2 - A_2^2)^2} + \frac{A_3 A_4^2}{(\lambda^2 - A_4^2)^2} + \frac{A_5 A_6^2}{(\lambda^2 - A_6^2)^2} \right] \quad (5)$$

$$\frac{dn_s}{d\lambda} = -\frac{\lambda}{n_s} \left[\frac{B_1 B_2^2}{(\lambda^2 - B_2^2)^2} + \frac{B_3 B_4^2}{(\lambda^2 - B_4^2)^2} + \frac{B_5 B_6^2}{(\lambda^2 - B_6^2)^2} \right] \quad (6)$$

where the set of the parameters of empirical equation coefficients for different polymeric materials based both sensor and fiber core as a function of ambient temperature T, and room temperature T₀ are listed in Table 1.

Table 1. Sellemier coefficients for polymeric materials based both fiber core and sensor [12, 17, 19].

Coefficients	Material based fiber core Polystyrene (PS)	Coefficients	Material based sensor Polymethylmethacrylate (PMMA)
A ₁	0.08432	B ₁	0.4963
A ₂	12.07654 (T/T ₀)	B ₂	0.6965 (T/T ₀)
A ₃	2.06543	B ₃	0.3223
A ₄	0.976542 (T/T ₀)	B ₄	0.718 (T/T ₀)
A ₅	0.007431	B ₅	0.1174
A ₆	47.20652 (T/T ₀)	B ₆	9.237 (T/T ₀)

The index of refraction for the polymer fiber from which the optical fibers are made is temperature dependent, causing the center wavelength of the sensor to be temperature dependent as well. The effective refractive index of the fiber core and sensor materials is given by [14]:

$$n_{eff} = \sqrt{(n_c^2 - n_s^2)b + n_s^2} \quad , \quad (7)$$

where b is the normalized propagation constant and is given by [15]:

$$b(V) = \left(1.1428 - \frac{0.9660}{V} \right)^2 \quad , \quad (8)$$

where V is the normalized frequency. For single mode step index optical fiber waveguide, the cut-off normalized is approximately V= V_c= 2.405, and by substituting in Eq. (8), we can get the normalized propagation constant b at the cut-off normalized frequency approximately b ≈ 0.5, and then by substituting in Eq. (7), then the deuced expression:

$$n_{eff} = \sqrt{0.5(n_c^2 + n_s^2)} \quad , \quad (9)$$

The effective refractive index n_{eff} is dependent on the refractive indices of the fiber and sensor materials, then by selecting proper materials of the sensor and fiber core to satisfy Eq. (9), an a thermal sensor can be designed. Differentiation of Eq. (7) with respect to both optical signal wavelength λ and ambient temperature T, which yields:

$$\frac{dn_{eff}}{d\lambda} = \left(\frac{0.5}{n_{eff}} \right) \left[n_c \frac{dn_c}{d\lambda} + n_s \frac{dn_s}{d\lambda} \right] , \quad (10)$$

$$\frac{dn_{eff}}{dT} = \left(\frac{0.5}{n_{eff}} \right) \left[n_c \frac{dn_c}{dT} + n_s \frac{dn_s}{dT} \right] , \quad (11)$$

By solving the coupled mode equations, the transmission property of light propagating along the fiber can be obtained. The free spectrum range (FSR) of fiber optic sensor can be given as follow [16]:

$$FSR = \frac{\lambda^2}{\pi n_{eff} L_s} , \quad (12)$$

where L_s is the sensor length in mm, n_{eff} is the effective index of the mode propagating in the fiber and λ is the optical signal wavelength in μm . The thermal sensing quality factor (Q_s) of the sensor can be calculated as [17]:

$$Q_s = \frac{\lambda}{FWHM} , \quad (13)$$

where FWHM is the full width at half maximum which is applied to such phenomena as the duration of pulse waveforms and the spectral width of sources used for optical communications and the resolution of spectrometers and can be estimated as the following formula [18]:

$$FWHM = 2.35482 BW_{sig} . \quad (14)$$

where BW_{sig} is the transmitted signal bandwidth for single mode fiber, which is given by [19]:

$$BW_{sig} = \frac{0.44}{\tau} \quad (15)$$

where τ is the total pulse broadening through fiber core and is given by:

$$\tau = L_f D_t \Delta\lambda_s \quad (16)$$

where L_f is the fiber length, $\Delta\lambda_s$ is the spectral linewidth of the optical source in nm, and D_t is the total dispersion coefficient based standard multi mode fiber (MMF) which is given by [20]:

$$D_t = D_{mat} + D_P , \quad (17)$$

where D_{mat} and D_P are the material and profile dispersion respectively, which they can be estimated as [21]:

$$D_{mat} = -\frac{\lambda}{c} \frac{d^2 n_{eff}}{d\lambda^2} , \quad (18)$$

$$D_P = \left(\left(\frac{N_1 \Delta n}{c \lambda} \right)^2 \left(\frac{g-2-\varepsilon}{g+2} \right)^2 \times \frac{2g}{3g+2} \right)^{0.5} \quad (19)$$

where N_1 is the group index for the mode which is given by:

$$N_1 = n_{eff} - \lambda \frac{dn_{eff}}{d\lambda} \quad , \quad (20)$$

where C_1 is a constant related to index exponent and profile dispersion and is given by:

$$C_1 = \frac{g-2-\varepsilon}{g+2} \quad , \quad (21)$$

where g is the index exponent, and ε is the profile dispersion parameter and is given by:

$$\varepsilon = - \frac{2n_{eff}}{N_1} \frac{\lambda}{\Delta n} \quad , \quad (22)$$

Δn is the relative refractive index difference and is defined as:

$$\Delta n = \frac{n_c - n_s}{n_c} \quad , \quad (23)$$

When the temperature is changed, the length and index of the fiber will be varied, which shifts the wavelength correspondingly. In order to obtain the wavelength in a dynamic temperature field, we make a derivation calculus to Eq. (12) on temperature, thus the relationship can be evaluated as below [22]:

$$\Delta \lambda_{shift} = (\alpha_{ps} + \beta_{ps}) \lambda \Delta T \quad (24)$$

where ΔT is the temperature variations above room temperature ($T-T_0$), α_{ps} is the coefficient of thermal expansion of the polystyrene fiber, $\beta_{ps}=1/n_c (dn_c/dT)$ is the thermal optical coefficient of the polystyrene fiber. Generally, the wavelength shift $\Delta \lambda$ is small compared with wavelength λ . The response time in heating and cooling processes of these sensors can be described by the lumped system equation [23]. For these cylindrical polymers fiber with radius r_f and sensor with radius r_s , the thermal sensing response time equation can be described as:

$$T_R = \frac{c_p \rho (r_f + r_s)}{2h} \quad (25)$$

where ρ is the density of the fiber material, c_p is its the specific heat, and h is the convection coefficient. it is indicated that the higher thermal sensing response time, the lower thermal sensing process. The intensity transmission coefficient T_s , representing the ratio of the transmission intensity to the input intensity, can be obtained according to general principle of fiber optic sensor [16, 23] and has the expression:

$$T_s = \frac{\exp(-\alpha_{ps} L_s) + (\sin(K))^2}{1 + \exp(-\alpha_{ps} L_s) (\sin(K))^2} \exp(-c_p / h) \quad (26)$$

where $K=0.5(2m+1)\pi$ is the coupling parameter, and m is an integer. Following the sensing mechanism the sensitivity can be defined as the following formula [24]:

$$SS = \frac{T}{n_{eff}} \left(\frac{dn_{eff}}{dT} \right), \quad (27)$$

The fiber optic sensor thermal resistance R_s , for both low and high temperatures can be [25]:

$$R_s = R_{Ref.} \exp\left(\gamma \left(\frac{1}{T} - \frac{1}{T_{Ref.}} \right)\right), \quad (28)$$

where Ref. is the reference resistance and is equal to 50 Ω and 20 Ω at low and high temperature respectively, γ is a coefficient and is equal to $0.81365 \times 10^3 / ^\circ\text{C}$, and $T_{Ref.}$ is the reference temperature and is equal to 75 $^\circ\text{C}$ and 825 $^\circ\text{C}$ at low and high temperatures respectively. As well as the fiber optical sensor capacitance C_s can be given by [26]:

$$C_s = \frac{2\pi \epsilon_0 \epsilon_r L_s}{\ln(r_s / r_c)}, \quad (29)$$

where ϵ_0 is the permittivity of free space, ϵ_r is the relative permittivity and is equal to 2.453 for PMMA material based fiber optic sensor. Therefore the fiber optic sensor operating frequency f_{os} , is given by:

$$f_{os} = \frac{0.263}{R_s C_s}, \quad (30)$$

The total temperature error (TTE) and is related to the sensor accuracy (SA) percentage at both low and high temperatures respectively can be given by the following formulas [27, 28]:

$$S_{AL}(\%) = \frac{1}{TTE_L} = \frac{1}{h_1(75^\circ\text{C} - T)(T - 25^\circ\text{C}) - h_2(T - 25^\circ\text{C}) + TE_{25^\circ\text{C}}} \quad (31)$$

$$S_{AH}(\%) = \frac{1}{TTE_H} = \frac{1}{h_3(125^\circ\text{C} - T)(T - 125^\circ\text{C}) + h_4(T - 825^\circ\text{C}) + TE_{125^\circ\text{C}}} \quad (32)$$

where $h_1=150 \times 10^{-6} / ^\circ\text{C}$, $h_2=7 \times 10^{-3}$, $TE_{25^\circ\text{C}}=0.5^\circ\text{C}$, $h_3=-200 \times 10^{-6} / ^\circ\text{C}$, $h_4=-1 \times 10^{-3}$, and $TE_{125^\circ\text{C}}=0.6^\circ\text{C}$.

4. Simulation Results and Performance Analysis

We have investigated the core based intrinsic fiber optic absorption sensor over wide range of the affecting operating parameters as shown in Table 2. The Fiber optic sensors have developed fir thermal sensing over wide temperature range variations to be tested its high thermal sensitivity and sensor accuracy.

Table 2. Proposed operating parameters for electro-absorption modulators [2, 5, 7, 12, 15].

Parameter	Definition	Value and unit
T_{low}	Low ambient temperature	25 °C - 75 °C
T_{high}	High ambient temperature	125 °C - 825 °C
α_{ps}	Thermal expansion coefficient	$-1 \times 10^{-5}/^{\circ}C$
L_s	Sensor length	5 mm - 10 mm
T_0	Room temperature	25 °C
ΔT_{low}	Low temperature variations	0 °C - 50 °C
ΔT_{high}	High temperature variations	100 °C - 800 °C
λ	Optical signal wavelength	1.3 μm - 1.65 μm
$r_s=0.5 D_s$	Sensor radius	210 - 250 μm
$r_f=0.5 D_f$	Fiber core radius	200 μm
$\Delta \lambda_s$	Spectral linewidth of optical source	0.1 nm
β_{ps}	Thermal optical coefficient	$5 \times 10^{-5}/^{\circ}C$
ρ	Fiber material density	1.102 g/cm ³
c_p	Specific heat	0.00874 J/g/T, T in °C
h	Convection coefficient	0.04 Watt/cm ² .T, T in °C
L_f	Fiber length	50 mm
g	Index exponent	2
m	Integer	1
ϵ_0	Permittivity of free space	8.854×10^{-14} f/cm

Based on the model equations analysis, assumed set of the operating parameters, and the set of the series of the Figs. (2-22), the following facts are assured:

- i) Figs. (2, 3) have indicated that FSR increases with increasing both ambient temperatures with its low and high values and operating optical signal wavelength. It is indicated that FSR has presented its higher values under high temperatures effects compared to lower values under low temperatures effects.
- ii) As shown in Figs. (4, 5) have assured that FSR decreases with increasing sensor length under low and high temperature effects. While FSR has presented its higher values under high temperatures effects compared to lower values under low temperatures effects.
- iii) Figs. (6, 7) have demonstrated that as both operating optical signal wavelength and ambient temperatures with its low and high values increase, this leads to increase in thermal sensing quality factor. It is observed that thermal sensing quality factor has shown its higher values under high temperatures effects compared to lower values under low temperatures effects.
- iv) As shown in Figs. (8, 9) have assured that wavelength shift increases with increasing both ambient temperatures and operating optical signal wavelength under low and high temperature effects. While wavelength shift has shown its higher values under high temperatures effects compared to lower values under low temperatures effects.
- v) Figs. (10, 11) have demonstrated that as both sensor radius and ambient temperatures with its low and high values increase, this results in increasing thermal sensing response time. It is observed that thermal sensing response time has shown its higher values under high temperatures effects compared to lower values under low temperatures effects.
- vi) As shown in Figs. (12, 13) have assured that fiber optic sensor transmission decreases with increasing sensor length under low and high temperature effects. Where fiber optic sensor transmission has presented its higher values under low temperatures effects compared to lower values under high temperatures effects.
- vii) Figs. (14, 15) have demonstrated that as ambient temperatures with its low and high values increase, and operating optical signal wavelength decreases, this results in increasing sensor

thermal sensitivity. It is observed that sensor thermal sensitivity has shown its higher values under high temperatures effects compared to lower values under low temperatures effects.

- viii) As shown in Figs. (16, 17) have assured that fiber optic sensor resistance decreases with increasing temperature effects. Where fiber optic sensor resistance has presented its higher values under low temperatures effects compared to lower values under high temperatures effects.
- ix) Fig. 18 has demonstrated that as sensor length increases and sensor radius decreases, this leads to increase in sensor capacitance.
- x) Figs. (19, 20) have indicated that as sensor length decreases and ambient temperatures with its low and high values increase, this results in increasing sensor operation frequency. It is observed that sensor operation frequency has shown its higher values under high temperatures effects compared to lower values under low temperatures effects.
- xi) Figs. (21, 22) have assured that total temperature error decreases and then sensor accuracy increases under low temperature effects. While total temperature error increases and then sensor accuracy decreases under high temperature effects.

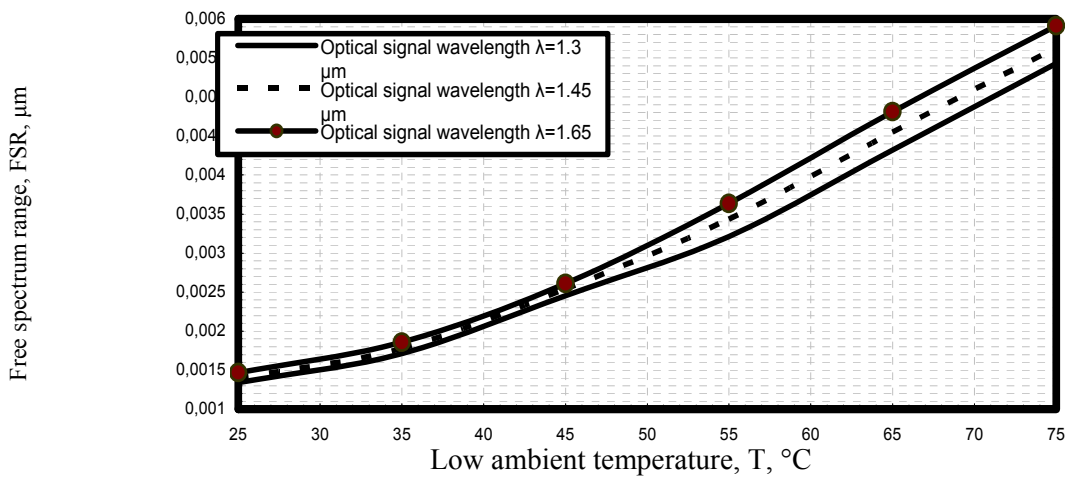


Fig. 2. Free spectrum range of fiber optic sensor in relation to low ambient temperatures and operating optical signal wavelength at the assumed set of the operating parameters.

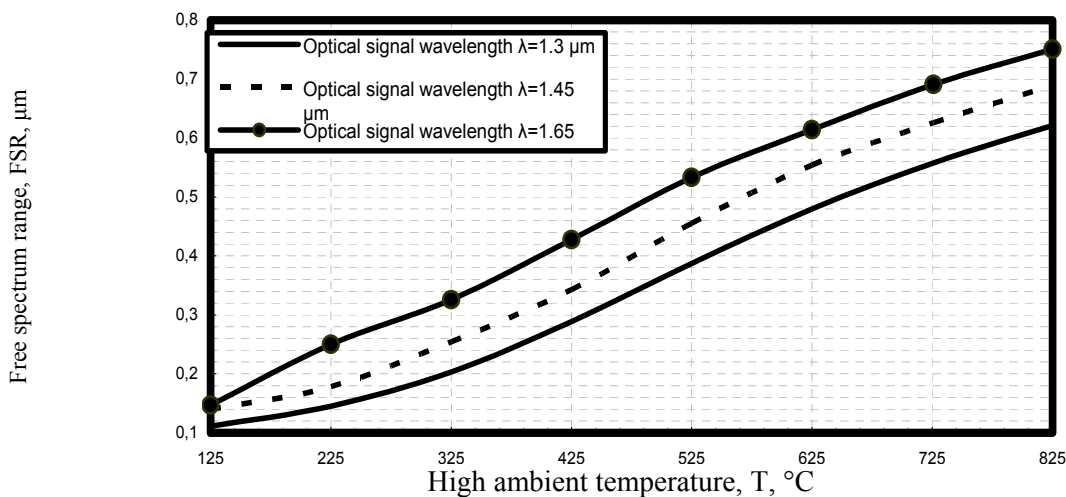


Fig. 3. Free spectrum range of fiber optic sensor in relation to high ambient temperatures and operating optical signal wavelength at the assumed set of the operating parameters.

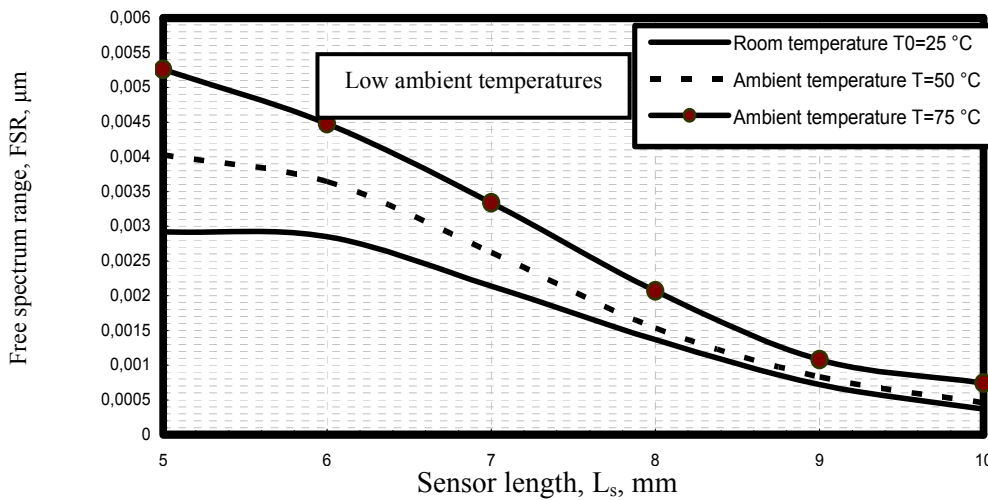


Fig. 4. Free spectrum range of fiber optic sensor in relation to sensor length and low ambient temperatures and at the assumed set of the operating parameters.

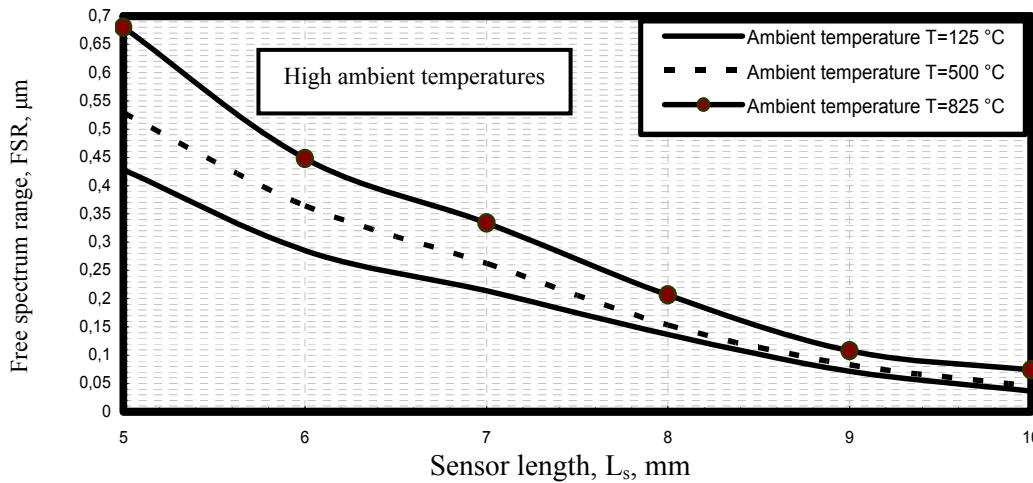


Fig. 5. Free spectrum range of fiber optic sensor in relation to sensor length and high ambient temperatures and at the assumed set of the operating parameters.

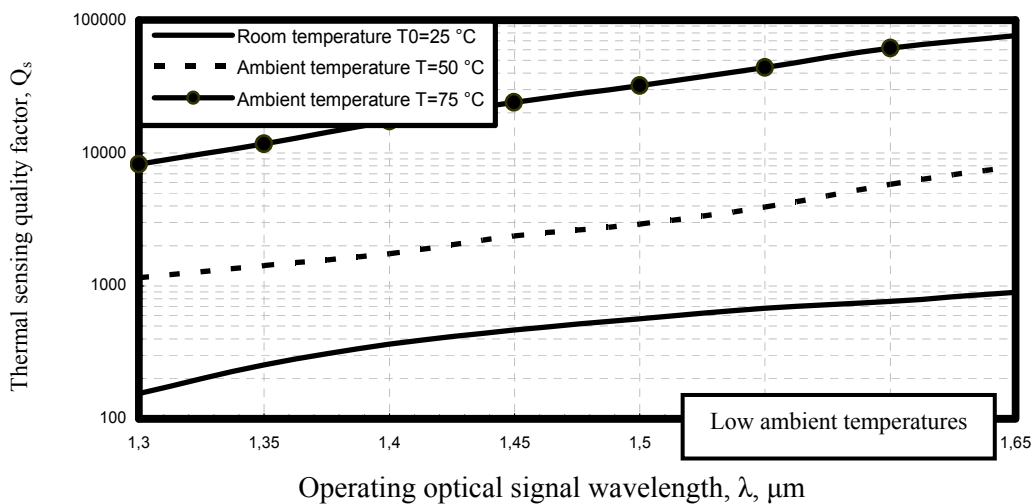


Fig. 6. Thermal sensing quality factor of fiber optic sensor in relation to operating optical signal wavelength and ambient temperature at the assumed set of the operating parameters.

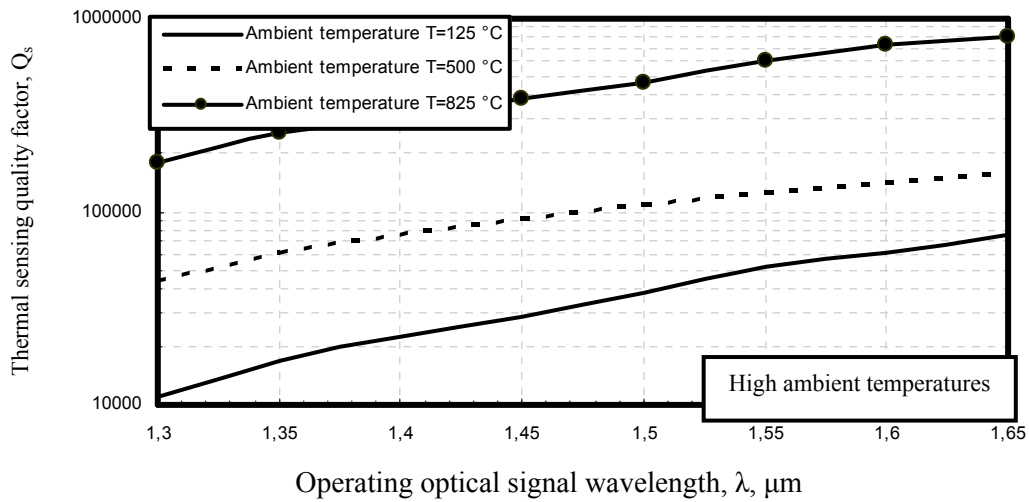


Fig. 7. Thermal sensing quality factor of fiber optic sensor in relation to operating optical signal wavelength and ambient temperature at the assumed set of the operating parameters.

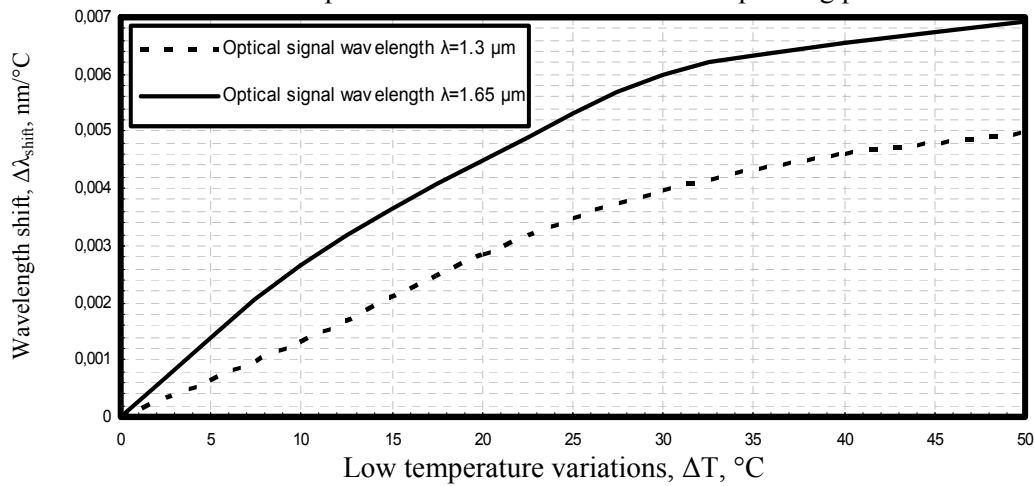


Fig. 8. Wavelength shift in relation to low temperature variations and operating optical signal wavelength at the assumed set of the operating parameters.

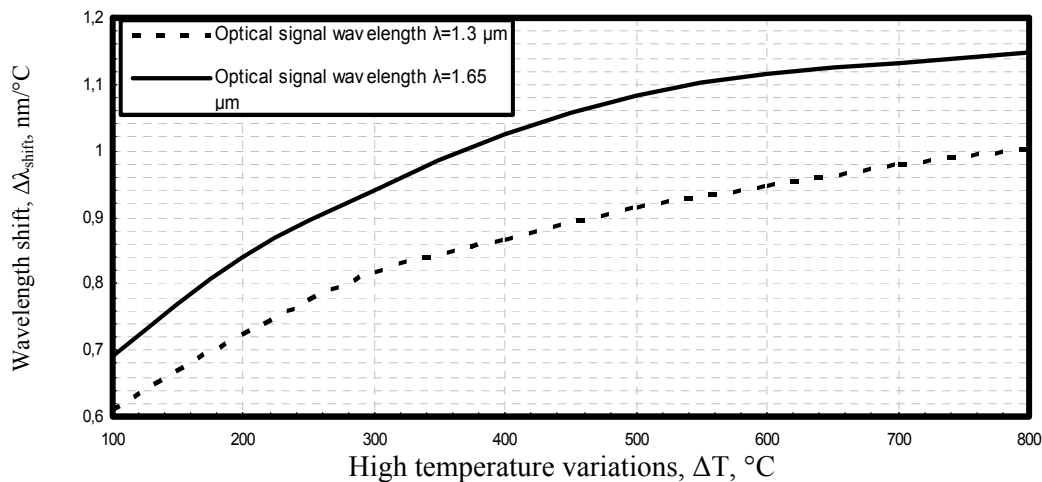


Fig. 9. Wavelength shift in relation to high temperature variations and operating optical signal wavelength at the assumed set of the operating parameters.

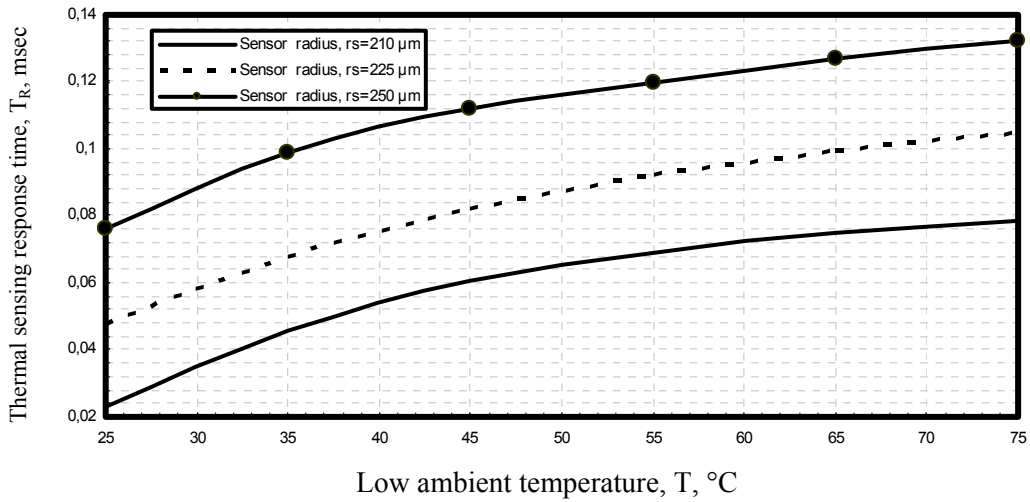


Fig. 10. Thermal sensing response time of fiber optic sensor in relation to low ambient temperatures and sensor radius at the assumed set of the operating parameters.

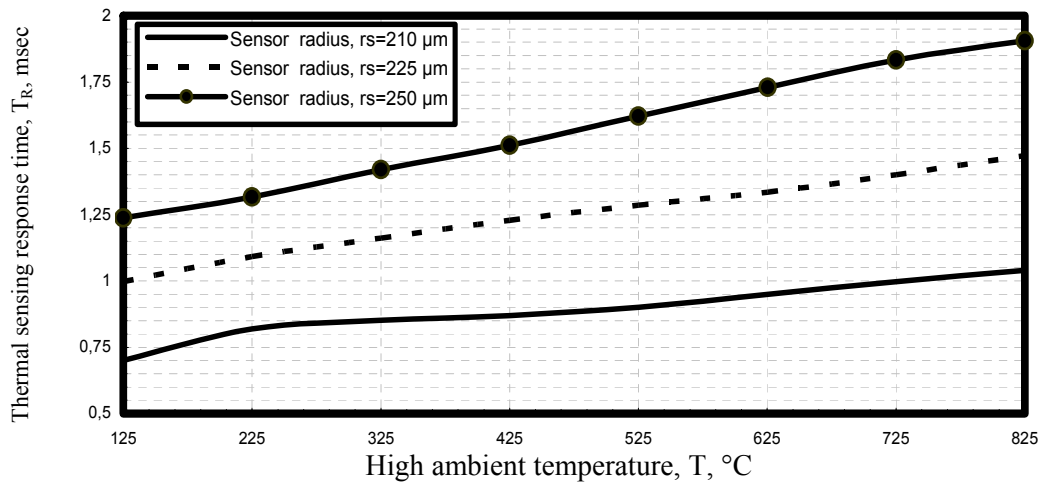


Fig. 11. Thermal sensing response time of fiber optic sensor in relation to high ambient temperatures and sensor radius at the assumed set of the operating parameters.

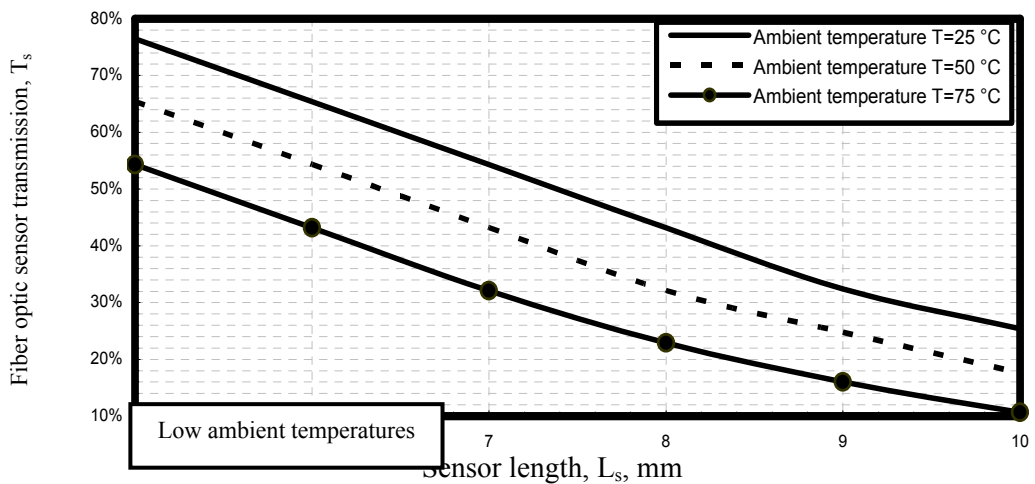


Fig. 12. Intensity transmission of fiber optic sensor in relation to sensor length and low ambient temperatures and at the assumed set of the operating parameters.

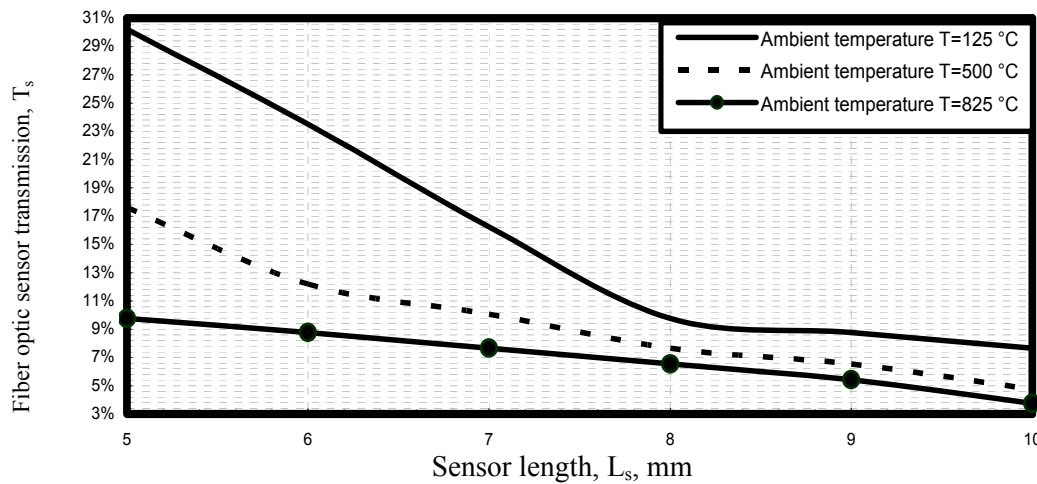


Fig. 13. Intensity transmission of fiber optic sensor in relation to sensor length and high ambient temperatures and at the assumed set of the operating parameters.

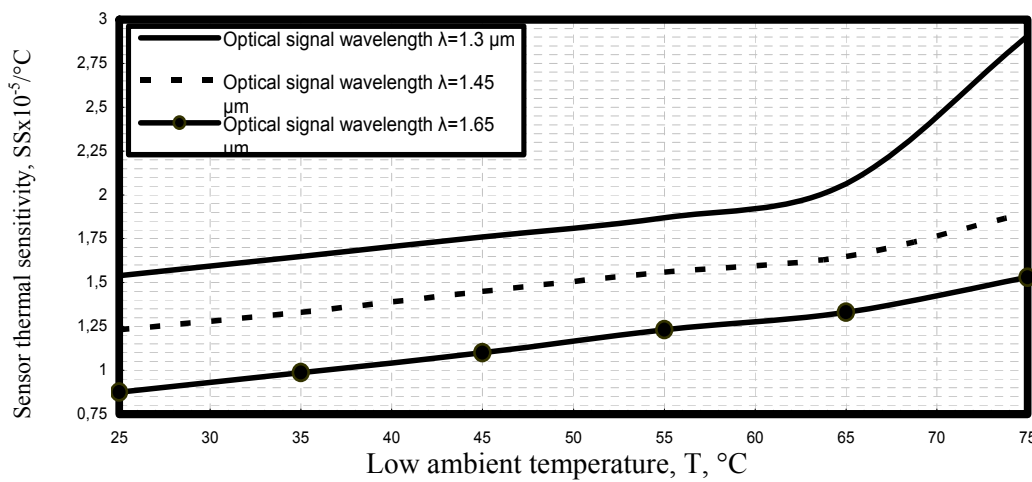


Fig. 14. Thermal sensitivity of fiber optic sensor in relation to low ambient temperatures and operating optical signal wavelength at the assumed set of the operating parameters.

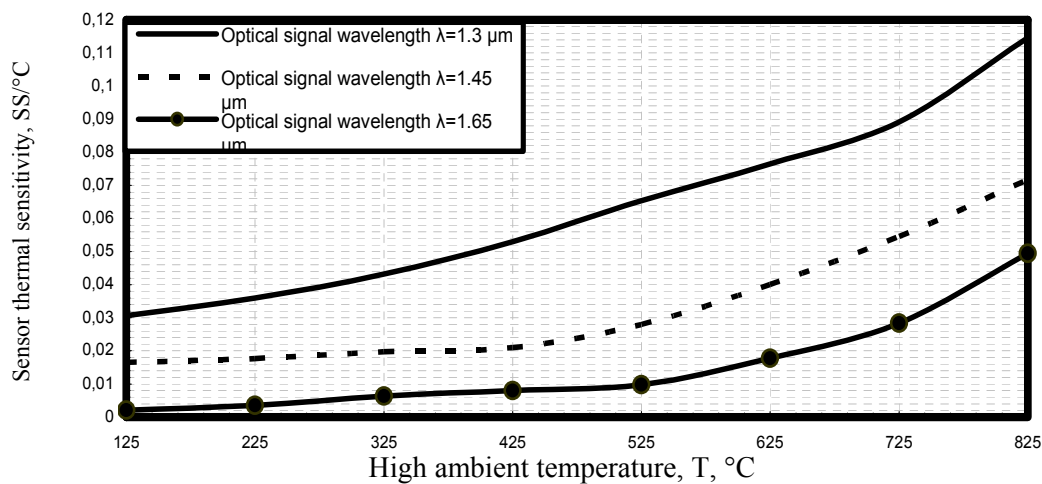


Fig. 15. Thermal sensitivity of fiber optic sensor in relation to high ambient temperatures and operating optical signal wavelength at the assumed set of the operating parameters.

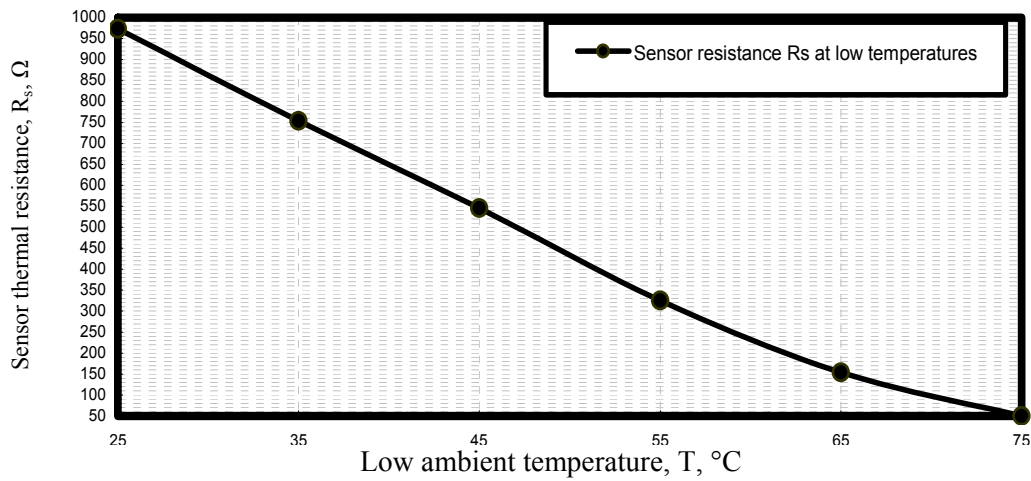


Fig. 16. Thermal resistance of fiber optic sensor in relation to low ambient temperatures at the assumed set of the operating parameters.

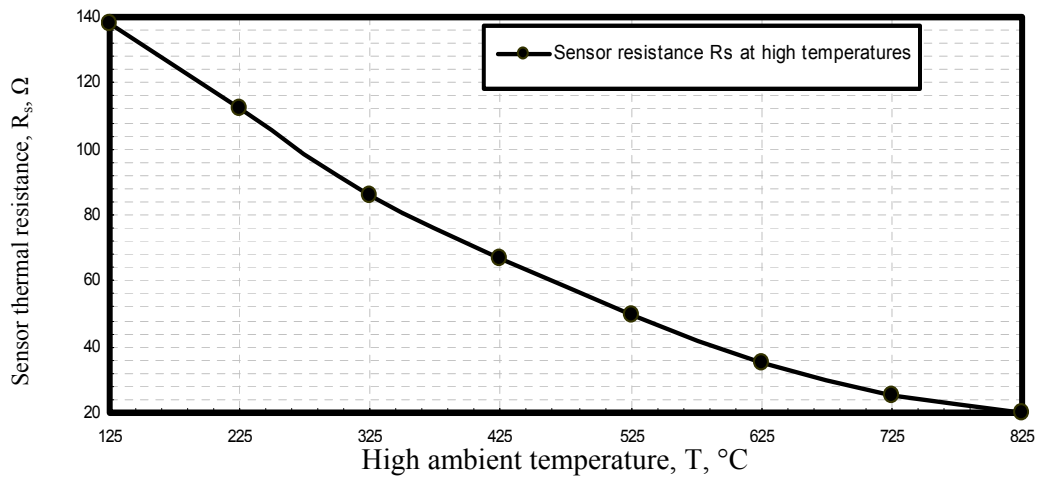


Fig. 17. Thermal resistance of fiber optic sensor in relation to high ambient temperatures at the assumed set of the operating parameters.

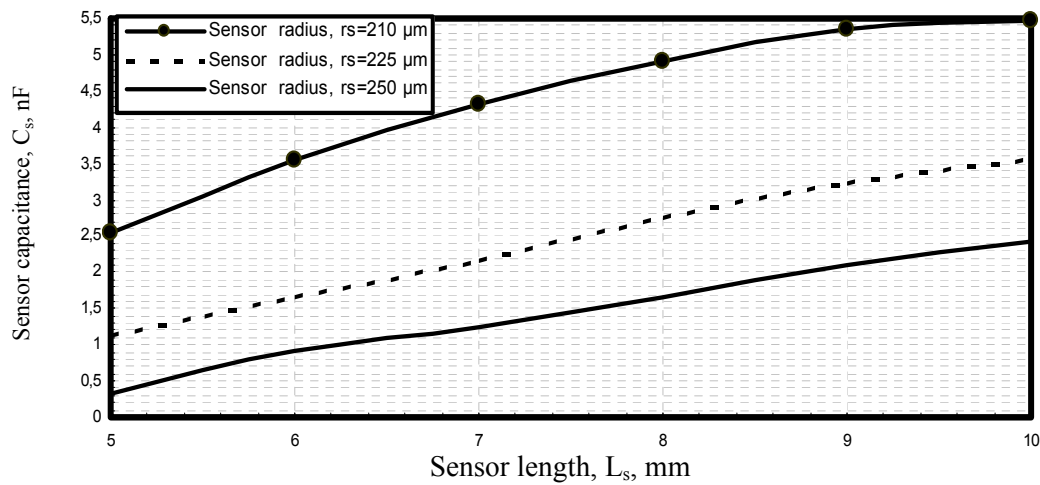


Fig. 18. Capacitance of fiber optic sensor in relation to both sensor length and radius and at the assumed set of the operating parameters.

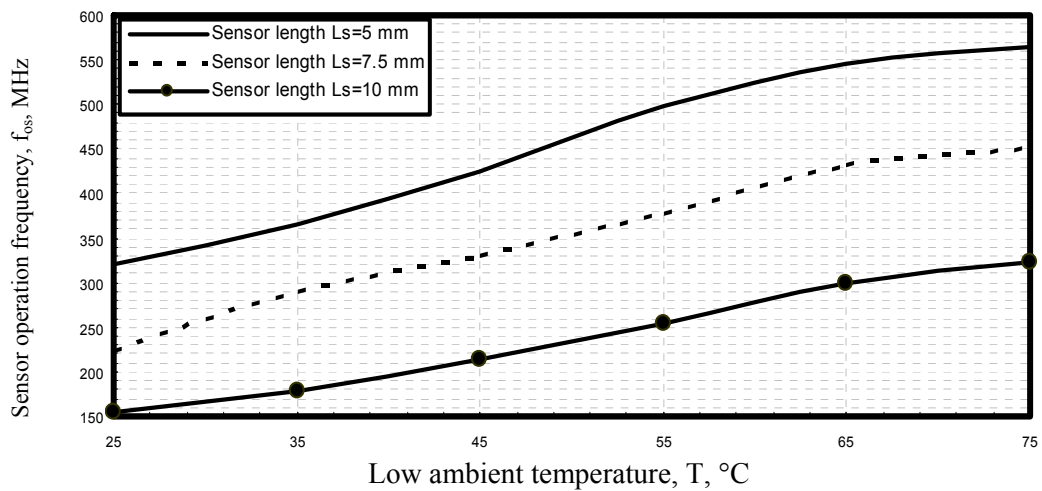


Fig. 19. Operation frequency of fiber optic sensor in relation to low ambient temperatures and sensor length at the assumed set of the operating parameters.

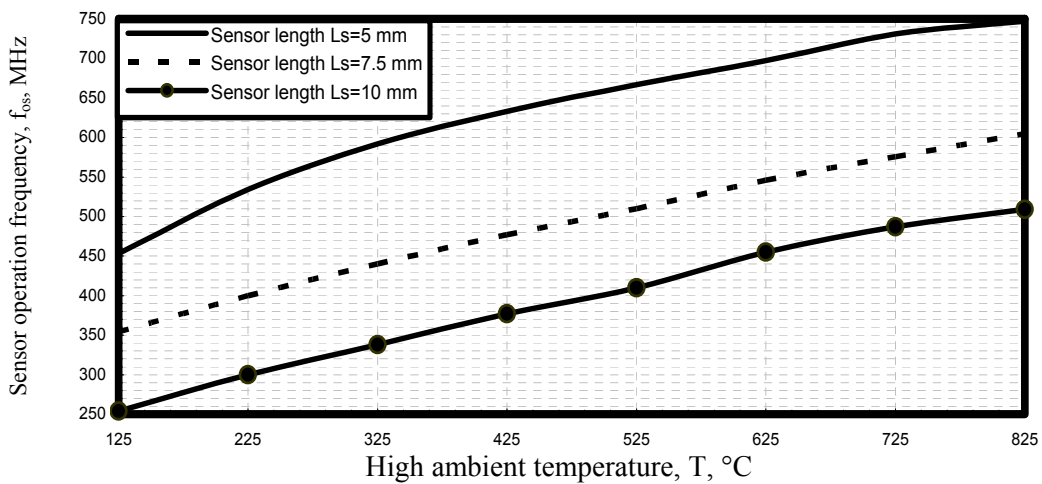


Fig. 20. Operation frequency of fiber optic sensor in relation to high ambient temperatures and sensor length at the assumed set of the operating parameters.

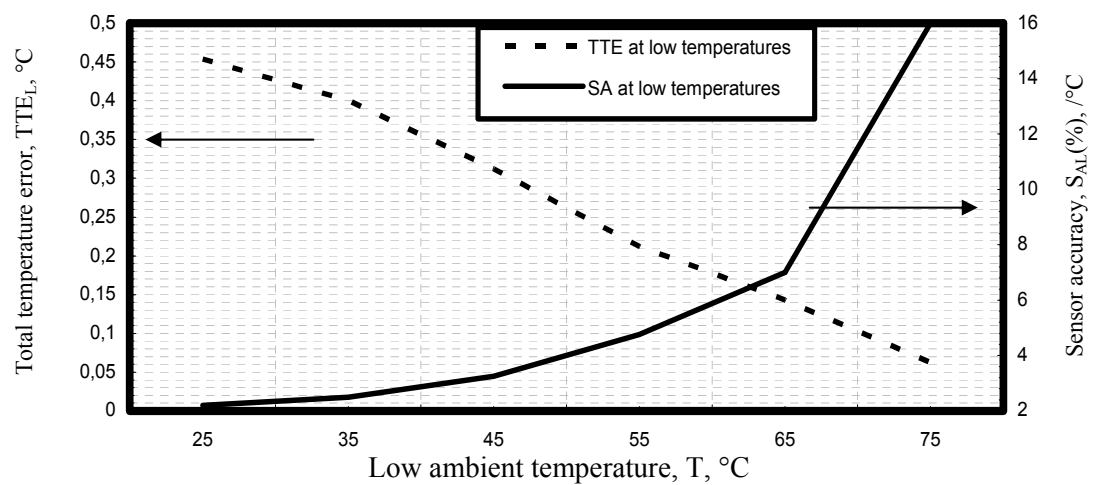


Fig. 21. Total temperature error and sensor accuracy in relation to low ambient temperatures at the assumed set of the operating parameters.

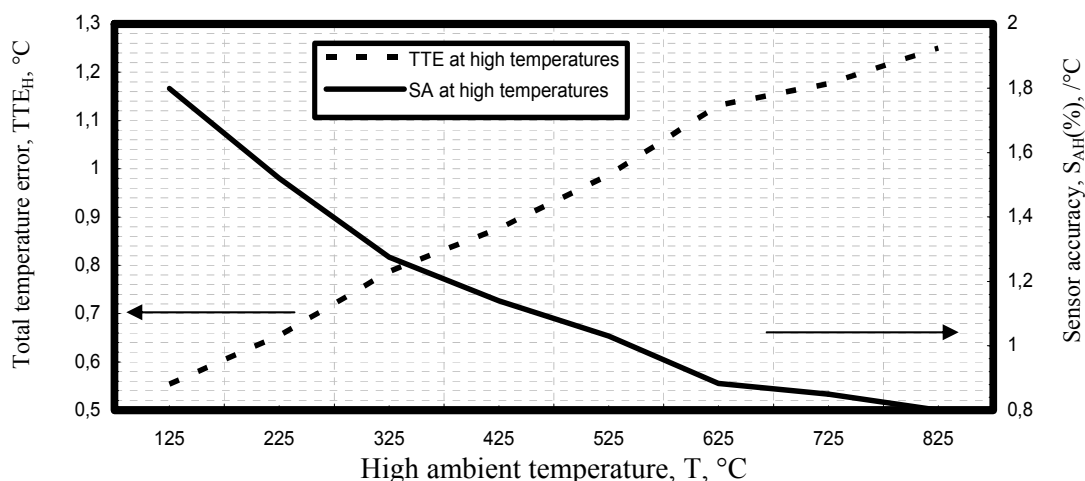


Fig. 22. Total temperature error and sensor accuracy in relation to high ambient temperatures at the assumed set of the operating parameters.

5. Conclusions

In a summary, we have deeply presented the fiber optic sensor for thermal sensing under low and high temperatures over wide range of the affecting parameters. It is theoretically found that the increased low and high temperature effects, this result in increasing in free spectrum range, thermal sensing quality factor, sensor wavelength shift, thermal sensing response time, sensor thermal sensitivity, and sensor operation frequency, and decreasing in sensor resistance and fiber optic sensor transmission. As well as it is indicated that the increased operating optical signal wavelength, this lead to the increased FSR, sensor wavelength shift, and the decreased sensor thermal sensitivity. Moreover it is observed that the increased sensor length, this result in the increased sensor capacitance and the decreased FSR, sensor operation frequency and fiber optic sensor transmission. It is also found that the increased sensor radius, this lead to the increased thermal sensing response time, and the decreased sensor capacitance. Finally it is theoretically observed that at low temperatures effects, the total temperature error decreases, and therefore the sensor accuracy increases. While at low temperatures effects, the total temperature error increases, and therefore the sensor accuracy decreases.

References

- [1]. J. W. Park, C. Y. Ryu, H. K. Kang and C. S. Hong. Detection of Buckling and Crack Growth in the Delaminated Composites Using Fiber Optic Sensor, *Journal of Composite Materials*, Vol. 34, No. 19, 2000, pp. 1602-1623.
- [2]. Abd El-Naser A. Mohammed, Mohamed A. Metawe, Ahmed Nabih Zaki Rashed, and Amina E. M. El-Nabawy, Unguided Nonlinear Optical Laser Pulses Propagate in Waters With Solution Transmission Technique, *International Journal of Multidisciplinary Sciences and Engineering (IJMSE)*, Vol. 2, No. 1, 2011, pp. 1-10.
- [3]. Dae-Hyun Kim, Bon-Yong Koo, Chun-Gon Kim, Chang-Sun Hong. Damage Detection of Composite Structures Using a Stabilized Extrinsic Fabry-Perot Interferometric Sensor System, *Smart Materials and Structures*, Vol.13, No. 3, 2004, pp. 593-598.
- [4]. H. J. Yoon and C. G. Kim, The Mechanical Strength of Fiber Bragg Gratings Under Controlled UV Laser Conditions, *Smart Materials & Structures*, Vol. 16, No. 4, 2007, pp. 1315-1319.
- [5]. Abd El-Naser A. Mohammed, Mohamed M. E. El-Halawany, Ahmed Nabih Zaki Rashed, and Mohamoud M. Eid, Optical Add Drop Multiplexers with UW-DWDM Technique in Metro Optical Access Communication Networks, *Nonlinear Optics and Quantum Optics*, Vol. 42, No. 2, 2011, pp. 145-159.
- [6]. W. Jin, W. C. Michie, G. Thursby, M. Konstantaki, and B. Culshaw, Simultaneous Measurement of Temperature and Strain: Error Analysis, *Opt. Eng.*, Vol. 36, No. 3, 1997, pp. 598-609.

- [7]. W. Jin, W. C. Michie, G. Thursby, M. Konstantaki, and B. Culshaw, Geometric Representation of Errors in Measurements of Strain and Temperature, *Opt. Eng.*, Vol. 36, No. 8, 1997, pp. 2272–2278.
- [8]. A. M. Vengsarkar, W. C. Michie, L. Jankovic, B. Culshaw, and R. O. Claus, Fiber Optic Dual Technique Sensor for Simultaneous Measurement of Strain and Temperature, *J. Lightwave Technol.*, Vol. 12, No. 3, 1994, pp. 170–177.
- [9]. H. J. Yoon, D. M. Costantini, H. G. Limberger, R. P. Salathe, C. G. Kim and V. Michaud, In Situ Strain and Temperature Monitoring of Adaptive Composite Materials, *J. of Intelligent Material Systems and Structures*, Vol. 17, No. 12, 2006, pp. 1059-1067.
- [10]. H. J. Bang, S. M. Jun and C. G. Kim. Stabilized Interrogation and Multiplexing Techniques for Fiber Bragg Grating Vibration Sensors, *Measurement Science & Technology*, Vol. 16, No. 3, 2005, pp. 813-820.
- [11]. Abd El-Naser A. Mohammed, Mohamed M. E. El-Halawany, Ahmed Nabih Zaki Rashed, and Sakr Hanafy, High Performance of Plastic Optical Fibers within Conventional Amplification Technique in Advanced Local Area Optical Communication Networks, *International Journal of Multidisciplinary Sciences and Engineering (IJMSE)*, Vol. 2, No. 2, 2011, pp. 34-42.
- [12]. H. K. Kang, C. Y. Ryu, C. S. Hong, and C. G. Kim, Simultaneous Measurement of Strain and Temperature of Structures Using Fiber Optic Sensor, *Journal of Intelligent Material Systems and Structures*, Vol. 12, No. 4, 2001, pp. 277-281.
- [13]. H. Singh and J. S. Sirkis, Simultaneously Measuring Temperature and Strain using Optical Fiber Microcavities, *J. Lightwave Technol.*, Vol. 15, No. 4, 1997, pp. 647–653.
- [14]. Abd El-Naser A. Mohammed, Ahmed Nabih Zaki Rashed, and Mohammed S. F. Tabour, Transmission Characteristics of Radio over Fiber (ROF) Millimeter Wave Systems in Local Area Optical Communication Networks, *International Journal of Advanced Networks and Applications*, Vol. 2, No. 6, 2011, pp. 876-886.
- [15]. K. Liu, S. M. Ferguson, and R. M. Measures, Fiber Optic Interferometric Sensor for the Detection of Acoustic Emission Within Composite Materials, *Opt. Lett.*, Vol. 15, No. 22, 1990, pp. 1255–1257.
- [16]. El-Sayed A. El-Badawy, Abd El-Naser A. Mohammed, Ahmed Nabih Zaki Rashed, and Mohammed S. Tabour, New Trends of Radio over Fiber Communication Systems for Ultra High Transmission Capacity, *International Journal of Electronics & Communication Technology (IJECT)*, Vol. 2, No. 3, 2011, pp. 182-190.
- [17]. Ahmed Nabih Zaki Rashed, Optical Add Drop Multiplexer (OADM) Based on Dense Wavelength Division Multiplexing Technology in Next Generation Optical Networks, *American Journal of Engineering and Technology Research*, Vol. 11, No. 11, 2011, pp. 48-61.
- [18]. Abd El-Naser A. Mohamed, Mohamed A. Metawe, Ahmed Nabih Zaki Rashed, Amira I. M. Bendary. Recent Progress of LiNbO₃ Based Electrooptic Modulators with Non Return to Zero (NRZ) Coding in High Speed Photonic Networks, *International Journal of Information and Communication Technology Research*, Vol. 1, No. 2, 2011, pp. 55-63.
- [19]. Ahmed Nabih Zaki Rashed, Speed Performance Degradation of Electrooptic Modulator Devices by Neutrons Irradiations at High temperature Effects, *IJCEM International Journal of Computational Engineering & Management*, Vol. 14, No. 1, 2011, pp. 1-8.
- [20]. H. K. Kang, D. H. Kang, H. J. Bang, C. S. Hong, and C. G. Kim, Cure Monitoring of Composite Laminates Using Fiber Optic Sensors, *Smart Materials and Structures*, Vol. 11, No. 2, 2002, pp. 279-287.
- [21]. Y. Shevchenko, C. Chen, M. A. Dakka, and J. Albert, Polarization Selective Grating Excitation of Plasmons in Cylindrical Optical Fibers, *Opt. Lett.*, Vol. 35, No. 5, 2010, pp. 637–639.
- [22]. C. F. Chan, C. Chen, A. Jafari, A. Laronche, D. J. Thomson, and J. Albert, Optical Fiber Refractometer Using Narrowband Cladding Mode Resonance Shifts, *Appl. Opt.*, Vol. 46, No. 7, 2007, pp. 1142–1149.
- [23]. H.-P. Chiang, Y.-C. Wang, and P. T. Leung, Effect of Temperature on the Incident Angle Dependence of the Sensitivity for Surface Plasmon Resonance Spectroscopy, *Thin Solid Films*, Vol. 425, No. 1–2, 2003, pp. 135–138.
- [24]. K. Lin, Y. Lu, Z. Luo, R. Zheng, P. Wang, and H. Ming, Numerical and Experimental Investigation of Temperature Effects on the Surface Plasmon Resonance Sensor, *Chin. Opt. Lett.*, Vol. 7, No. 5, 2009, pp. 428–431.
- [25]. D. A. Jackson, R. Priest, A. Dandridge, and A. B. Tveten, Elimination of Drift in A single Mode Optical Fiber Interferometer Using Piezoelectrically Stretched Coiled Fiber, *Appl. Opt.*, Vol. 19, No. 17, 1980, pp. 2926–2929.
- [26]. M. P. Isay and M. B. Sayir, Optimal Procedures With Incoherent Light for Measuring Wave Propagation Due to Impact Phenomena, *Int. J. Impact Eng.*, Vol. 21, No. 4, 1998, pp. 307–325.

- [27].J. S. Sirkis, Unified Approach to Phase Strain Temperature Models for Smart Structure Interferometric Optical Fiber Sensors Applications, *Opt. Eng.*, Vol. 32, No. 4, 1993, pp. 762–773.
- [28].S. K. Ozdemir, and G. Turhan-Sayan, Temperature Effects on Surface Plasmon Resonance: Design Considerations for an Optical Temperature Sensor, IEEE/OSA, *J. Lightwave Technol.*, Vol. 21, No. 3, 2003, pp. 805–814.

2012 Copyright ©, International Frequency Sensor Association (IFSA). All rights reserved.
(<http://www.sensorsportal.com>)


Advertise in Sensors & Transducers Journal and Sensors Web Portal



**TURN
OUR VISITORS
INTO
YOUR CUSTOMERS
BY THE SHORTEST WAY**

http://www.sensorsportal.com/DOWNLOADS/Media_Kit_2012.pdf
sales@sensorsportal.com

UFDC-1




Universal Frequency-to-Digital Converter (UFDC-1)

- 16 measuring modes: frequency, period, its difference and ratio, duty-cycle, duty-off factor, time interval, pulse width and space, phase shift, events counting, rotation speed
- 2 channels
- Programmable accuracy up to 0.001 %
- Wide frequency range: 0.05 Hz ... 7.5 MHz (120 MHz with prescaling)
- Non-redundant conversion time
- RS-232, SPI and I²C interfaces
- Operating temperature range -40 °C ... +85 °C

www.sensorsportal.com info@sensorsportal.com SWP, Inc., Canada

NEW BOOK



Formats: printable pdf (Acrobat) and print (hardcover), 120 pages

ISBN: 978-84-615-9732-1,
e-ISBN: 978-84-615-9512-9

Jacob Y. Wong, Roy L. Anderson


Non-Dispersive Infrared Gas Measurement

Written by experts in the field, the *Non-Dispersive Infrared Gas Measurement* begins with a brief survey of various gas measurement techniques and continues with fundamental aspects and cutting-edge progress in NDIR gas sensors in their historical development.

- It addresses various fields, including:
- Interactive and non-interactive gas sensors
- Non-dispersive infrared gas sensors' components
- Single- and Double beam designs
- Historical background and today's of NDIR gas measurements

Providing sufficient background information and details, the book *Non-Dispersive Infrared Gas Measurement* is an excellent resource for advanced level undergraduate and graduate students as well as researchers, instrumentation engineers, applied physicists, chemists, material scientists in gas, chemical, biological, and medical sensors to have a comprehensive understanding of the development of non-dispersive infrared gas sensors and the trends for the future investigation.

http://sensorsportal.com/HTML/BOOKSTORE/NDIR_Gas_Measurement.htm



Formats: printable pdf (Acrobat) and print (hardcover), 106 pages

ISBN: 978-84-616-0067-0,
e-ISBN: 978-84-615-9897-7

Maria Teresa Restivo, Fernando Gomes de Almeida, Maria de Fátima Chouzal

Strain Measurement

Measurement of Physical and Chemical Quantities Series

'Strain Measurement' deals with measurement of stresses and strains in mechanical and structural components. This topic is related to such diverse disciplines as physical and mechanical sciences, engineering (mechanical, aeronautical, civil, automotive, nuclear, etc.), materials, electronics, medicine and biology, and uses experimental methodologies to test and evaluate the behaviour and performance of all kinds of materials, structures and mechanical systems.

The material covered includes:

- Introduction to the elementary concepts of stress and strain state of a body;
- Experimental extensometry measurement techniques;
- Basic instrumentation theory and techniques associated with the use of strain gauges;
- Optical fibre based extensometry;
- Uncertainty estimation on the measurement of mechanical stress;
- Supplemented multimedia components such as animations, simulations and video clips.

The different subjects exposed in this book are presented in a very simple and easy sequence, which makes it most adequate for engineering students, technicians and professionals, as well as for other users interested in mechanical measurements and related instrumentation.

http://sensorsportal.com/HTML/BOOKSTORE/Strain_Measurement.htm

Guide for Contributors

Aims and Scope

Sensors & Transducers Journal (ISSN 1726-5479) provides an advanced forum for the science and technology of physical, chemical sensors and biosensors. It publishes state-of-the-art reviews, regular research and application specific papers, short notes, letters to Editor and sensors related books reviews as well as academic, practical and commercial information of interest to its readership. Because of it is a peer reviewed international journal, papers rapidly published in *Sensors & Transducers Journal* will receive a very high publicity. The journal is published monthly as twelve issues per year by International Frequency Sensor Association (IFSA). In addition, some special sponsored and conference issues published annually. *Sensors & Transducers Journal* is indexed and abstracted very quickly by Chemical Abstracts, IndexCopernicus Journals Master List, Open J-Gate, Google Scholar, etc. Since 2011 the journal is covered and indexed (including a Scopus, Embase, Engineering Village and Reaxys) in Elsevier products.

Topics Covered

Contributions are invited on all aspects of research, development and application of the science and technology of sensors, transducers and sensor instrumentations. Topics include, but are not restricted to:

- Physical, chemical and biosensors;
- Digital, frequency, period, duty-cycle, time interval, PWM, pulse number output sensors and transducers;
- Theory, principles, effects, design, standardization and modeling;
- Smart sensors and systems;
- Sensor instrumentation;
- Virtual instruments;
- Sensors interfaces, buses and networks;
- Signal processing;
- Frequency (period, duty-cycle)-to-digital converters, ADC;
- Technologies and materials;
- Nanosensors;
- Microsystems;
- Applications.

Submission of papers


Articles should be written in English. Authors are invited to submit by e-mail editor@sensorsportal.com 8-14 pages article (including abstract, illustrations (color or grayscale), photos and references) in both: MS Word (doc) and Acrobat (pdf) formats. Detailed preparation instructions, paper example and template of manuscript are available from the journal's webpage: <http://www.sensorsportal.com/HTML/DIGEST/Submission.htm> Authors must follow the instructions strictly when submitting their manuscripts.

Advertising Information

Advertising orders and enquires may be sent to sales@sensorsportal.com Please download also our media kit: http://www.sensorsportal.com/DOWNLOADS/Media_Kit_2012.pdf

Sergey Y. Yurish
Editor

Modern Sensors, Transducers and Sensor Networks



Modern Sensors, Transducers and Sensor Networks is the first book from the Advances in Sensors: Reviews book Series contains dozen collected sensor related state-of-the-art reviews written by 31 internationally recognized experts from academia and industry.

Built upon the series Advances in Sensors: Reviews - a premier sensor review source, the *Modern Sensors, Transducers and Sensor Networks* presents an overview of highlights in the field. Coverage includes current developments in sensing nanomaterials, technologies, MEMS sensor design, synthesis, modeling and applications of sensors, transducers and wireless sensor networks, signal detection and advanced signal processing, as well as new sensing principles and methods of measurements.

Modern Sensors, Transducers and Sensor Networks is intended for anyone who wants to cover a comprehensive range of topics in the field of sensors paradigms and developments. It provides guidance for technology solution developers from academia, research institutions, and industry, providing them with a broader perspective of sensor science and industry.

Order online:

http://sensorsportal.com/HTML/BOOKSTORE/Advance_in_Sensors.htm



www.sensorsportal.com