


ISSN 1726-5749

S&Sensors **10**^{vol. 84} **TRANS** /07 **UCERS**



Soft Sensors and Artificial Neural Networks

International Frequency Sensor Association Publishing





Sensors & Transducers

Volume 84
Issue 10
October 2007

www.sensorsportal.com

ISSN 1726-5479

Editor-in-Chief: professor Sergey Y. Yurish, phone: +34 696067716, fax: +34 93 4011989,
e-mail: editor@sensorsportal.com

Editors for Western Europe

Meijer, Gerard C.M., Delft University of Technology, The Netherlands
Ferrari, Vittorio, Università di Brescia, Italy

Editors for North America

Datskos, Panos G., Oak Ridge National Laboratory, USA
Fabien, J. Josse, Marquette University, USA
Katz, Evgeny, Clarkson University, USA

Editor South America

Costa-Felix, Rodrigo, Inmetro, Brazil

Editor for Eastern Europe

Sachenko, Anatoly, Ternopil State Economic University, Ukraine

Editor for Asia

Ohyama, Shinji, Tokyo Institute of Technology, Japan

Editorial Advisory Board

- Abdul Rahim, Ruzairi**, Universiti Teknologi, Malaysia
Ahmad, Mohd Noor, Nothern University of Engineering, Malaysia
Annamalai, Karthigeyan, National Institute of Advanced Industrial Science and Technology, Japan
Arcega, Francisco, University of Zaragoza, Spain
Arguel, Philippe, CNRS, France
Ahn, Jae-Pyoung, Korea Institute of Science and Technology, Korea
Arndt, Michael, Robert Bosch GmbH, Germany
Ascoli, Giorgio, George Mason University, USA
Atalay, Selcuk, Inonu University, Turkey
Atghiaee, Ahmad, University of Tehran, Iran
Augutis, Vygantas, Kaunas University of Technology, Lithuania
Avachit, Patil Lalchand, North Maharashtra University, India
Ayesh, Aladdin, De Montfort University, UK
Bahreyni, Behraad, University of Manitoba, Canada
Baoxian, Ye, Zhengzhou University, China
Barford, Lee, Agilent Laboratories, USA
Barlingay, Ravindra, Priyadarshini College of Engineering and Architecture, India
Basu, Sukumar, Jadavpur University, India
Beck, Stephen, University of Sheffield, UK
Ben Bouzid, Sihem, Institut National de Recherche Scientifique, Tunisia
Binnie, T. David, Napier University, UK
Bischoff, Gerlinde, Inst. Analytical Chemistry, Germany
Bodas, Dhananjay, IMTEK, Germany
Borges Carval, Nuno, Universidade de Aveiro, Portugal
Bousbia-Salah, Mounir, University of Annaba, Algeria
Bouvet, Marcel, CNRS – UPMC, France
Brudzewski, Kazimierz, Warsaw University of Technology, Poland
Cai, Chenxin, Nanjing Normal University, China
Cai, Qingyun, Hunan University, China
Campanella, Luigi, University La Sapienza, Italy
Carvalho, Vitor, Minho University, Portugal
Cecelja, Franjo, Brunel University, London, UK
Cerda Belmonte, Judith, Imperial College London, UK
Chakrabarty, Chandan Kumar, Universiti Tenaga Nasional, Malaysia
Chakravorty, Dipankar, Association for the Cultivation of Science, India
Changhai, Ru, Harbin Engineering University, China
Chaudhari, Gajanan, Shri Shivaji Science College, India
Chen, Rongshun, National Tsing Hua University, Taiwan
Cheng, Kuo-Sheng, National Cheng Kung University, Taiwan
Chiriac, Horia, National Institute of Research and Development, Romania
Chowdhuri, Arijit, University of Delhi, India
Chung, Wen-Yaw, Chung Yuan Christian University, Taiwan
Corres, Jesus, Universidad Publica de Navarra, Spain
Cortes, Camilo A., Universidad de La Salle, Colombia
Courtois, Christian, Universite de Valenciennes, France
Cusano, Andrea, University of Sannio, Italy
D'Amico, Arnaldo, Università di Tor Vergata, Italy
De Stefano, Luca, Institute for Microelectronics and Microsystem, Italy
Deshmukh, Kiran, Shri Shivaji Mahavidyalaya, Barshi, India
Kang, Moonho, Sunmoon University, Korea South
Kaniusas, Eugenijus, Vienna University of Technology, Austria
Katake, Anup, Texas A&M University, USA
Dickert, Franz L., Vienna University, Austria
Dieguez, Angel, University of Barcelona, Spain
Dimitropoulos, Panos, University of Thessaly, Greece
Ding Jian, Ning, Jiangsu University, China
Djordjevic, Alexandar, City University of Hong Kong, Hong Kong
Donato, Nicola, University of Messina, Italy
Donato, Patricio, Universidad de Mar del Plata, Argentina
Dong, Feng, Tianjin University, China
Drljaca, Predrag, Instersema Sensoric SA, Switzerland
Dubey, Venketesh, Bournemouth University, UK
Enderle, Stefan, University of Ulm and KTB mechatronics GmbH, Germany
Erdem, Gursan K. Arzum, Ege University, Turkey
Erkmen, Aydan M., Middle East Technical University, Turkey
Estelle, Patrice, Insa Rennes, France
Estrada, Horacio, University of North Carolina, USA
Faiz, Adil, INSA Lyon, France
Fericean, Sorin, Balluff GmbH, Germany
Fernandes, Joana M., University of Porto, Portugal
Francioso, Luca, CNR-IMM Institute for Microelectronics and Microsystems, Italy
Fu, Weiling, South-Western Hospital, Chongqing, China
Gaura, Elena, Coventry University, UK
Geng, Yanfeng, China University of Petroleum, China
Gole, James, Georgia Institute of Technology, USA
Gong, Hao, National University of Singapore, Singapore
Gonzalez de la Ros, Juan Jose, University of Cadiz, Spain
Granell, Annette, Goteborg University, Sweden
Graff, Mason, The University of Texas at Arlington, USA
Guan, Shan, Eastman Kodak, USA
Guillet, Bruno, University of Caen, France
Guo, Zhen, New Jersey Institute of Technology, USA
Gupta, Narendra Kumar, Napier University, UK
Hadjiloucas, Sillas, The University of Reading, UK
Hashsham, Syed, Michigan State University, USA
Hernandez, Alvaro, University of Alcalá, Spain
Hernandez, Wilmar, Universidad Politecnica de Madrid, Spain
Homentcovschi, Dorel, SUNY Binghamton, USA
Horstman, Tom, U.S. Automation Group, LLC, USA
Hsiai, Tzung (John), University of Southern California, USA
Huang, Jeng-Sheng, Chung Yuan Christian University, Taiwan
Huang, Star, National Tsing Hua University, Taiwan
Huang, Wei, PSG Design Center, USA
Hui, David, University of New Orleans, USA
Jaffrezic-Renault, Nicole, Ecole Centrale de Lyon, France
Jaime Calvo-Galleg, Jaime, Universidad de Salamanca, Spain
James, Daniel, Griffith University, Australia
Janting, Jakob, DELTA Danish Electronics, Denmark
Jiang, Liudi, University of Southampton, UK
Jiao, Zheng, Shanghai University, China
John, Joachim, IMEC, Belgium
Kalach, Andrew, Voronezh Institute of Ministry of Interior, Russia
Rodriguez, Angel, Universidad Politecnica de Cataluna, Spain
Rothberg, Steve, Loughborough University, UK

Kausel, Wilfried, University of Music, Vienna, Austria
Kavasoglu, Nese, Mugla University, Turkey
Ke, Cathy, Tyndall National Institute, Ireland
Khan, Asif, Aligarh Muslim University, Aligarh, India
Kim, Min Young, Koh Young Technology, Inc., Korea South
Ko, Sang Choon, Electronics and Telecommunications Research Institute, Korea South
Kockar, Hakan, Balikesir University, Turkey
Kotulska, Malgorzata, Wroclaw University of Technology, Poland
Kratz, Henrik, Uppsala University, Sweden
Kumar, Arun, University of South Florida, USA
Kumar, Subodh, National Physical Laboratory, India
Kung, Chih-Hsien, Chang-Jung Christian University, Taiwan
Lacnjevac, Caslav, University of Belgrade, Serbia
Laurent, Francis, IMEC, Belgium
Lay-Ekuakille, Aime, University of Lecce, Italy
Lee, Jang Myung, Pusan National University, Korea South
Lee, Jun Su, Amkor Technology, Inc. South Korea
Lei, Hua, National Starch and Chemical Company, USA
Li, Genxi, Nanjing University, China
Li, Hui, Shanghai Jiaotong University, China
Li, Xian-Fang, Central South University, China
Liang, Yuanchang, University of Washington, USA
Liawruangrath, Saisunee, Chiang Mai University, Thailand
Liew, Kim Meow, City University of Hong Kong, Hong Kong
Lin, Hermann, National Kaohsiung University, Taiwan
Lin, Paul, Cleveland State University, USA
Linderholm, Pontus, EPFL - Microsystems Laboratory, Switzerland
Liu, Aihua, Michigan State University, USA
Liu Changgeng, Louisiana State University, USA
Liu, Cheng-Hsien, National Tsing Hua University, Taiwan
Liu, Songqin, Southeast University, China
Lodeiro, Carlos, Universidade NOVA de Lisboa, Portugal
Lorenzo, Maria Encarnacio, Universidad Autonoma de Madrid, Spain
Lukaszewicz, Jerzy Pawel, Nicholas Copernicus University, Poland
Ma, Zhanfang, Northeast Normal University, China
Majstorovic, Vidosav, University of Belgrade, Serbia
Marquez, Alfredo, Centro de Investigacion en Materiales Avanzados, Mexico
Matay, Ladislav, Slovak Academy of Sciences, Slovakia
Mathur, Prafull, National Physical Laboratory, India
Maurya, D.K., Institute of Materials Research and Engineering, Singapore
Mekid, Samir, University of Manchester, UK
Mendes, Paulo, University of Minho, Portugal
Mennell, Julie, Northumbria University, UK
Mi, Bin, Boston Scientific Corporation, USA
Minas, Graca, University of Minho, Portugal
Moghavvemi, Mahmoud, University of Malaya, Malaysia
Mohammadi, Mohammad-Reza, University of Cambridge, UK
Molina Flores, Esteban, Benemirita Universidad Autonoma de Puebla, Mexico
Moradi, Majid, University of Kerman, Iran
Morello, Rosario, DIMET, University "Mediterranea" of Reggio Calabria, Italy
Mounir, Ben Ali, University of Sousse, Tunisia
Mukhopadhyay, Subhas, Massey University, New Zealand
Neelamegam, Periasamy, Sastra Deemed University, India
Neshkova, Milka, Bulgarian Academy of Sciences, Bulgaria
Oberhammer, Joachim, Royal Institute of Technology, Sweden
Ould Lahoucine, University of Guelma, Algeria
Pamidighanta, Sayanu, Bharat Electronics Limited (BEL), India
Pan, Jisheng, Institute of Materials Research & Engineering, Singapore
Park, Joon-Shik, Korea Electronics Technology Institute, Korea South
Pereira, Jose Miguel, Instituto Politecnico de Seteбал, Portugal
Petsev, Dimitar, University of New Mexico, USA
Pogacnik, Lea, University of Ljubljana, Slovenia
Post, Michael, National Research Council, Canada
Prance, Robert, University of Sussex, UK
Prasad, Ambika, Gulbarga University, India
Prateepasen, Asa, Kingmoungut's University of Technology, Thailand
Pullini, Daniele, Centro Ricerche FIAT, Italy
Pumera, Martin, National Institute for Materials Science, Japan
Radhakrishnan, S., National Chemical Laboratory, Pune, India
Rajanna, K., Indian Institute of Science, India
Ramadan, Qasem, Institute of Microelectronics, Singapore
Rao, Basuthkar, Tata Inst. of Fundamental Research, India
Reig, Candid, University of Valencia, Spain
Restivo, Maria Teresa, University of Porto, Portugal
Rezazadeh, Ghader, Urmia University, Iran
Robert, Michel, University Henri Poincare, France
Royo, Santiago, Universitat Politecnica de Catalunya, Spain
Sadana, Ajit, University of Mississippi, USA
Sandacci, Serghei, Sensor Technology Ltd., UK
Sapozhnikova, Ksenia, D.I.Mendeleyev Institute for Metrology, Russia
Saxena, Vibha, Bhabha Atomic Research Centre, Mumbai, India
Schneider, John K., Ultra-Scan Corporation, USA
Seif, Selemeni, Alabama A & M University, USA
Seifter, Achim, Los Alamos National Laboratory, USA
Sengupta, Deepak, Advance Bio-Photonics, India
Shearwood, Christopher, Nanyang Technological University, Singapore
Shin, Kyuho, Samsung Advanced Institute of Technology, Korea
Shmaliy, Yuriy, Kharkiv National University of Radio Electronics, Ukraine
Silva Girao, Pedro, Technical University of Lisbon Portugal
Slomovitz, Daniel, UTE, Uruguay
Smith, Martin, Open University, UK
Soleymanpour, Ahmad, Damghan Basic Science University, Iran
Somani, Prakash R., Centre for Materials for Electronics Technology, India
Srinivas, Talabattula, Indian Institute of Science, Bangalore, India
Srivastava, Arvind K., Northwestern University
Stefan-van Staden, Raluca-Ioana, University of Pretoria, South Africa
Sumriddetchka, Sarun, National Electronics and Computer Technology Center, Thailand
Sun, Chengliang, Polytechnic University, Hong-Kong
Sun, Dongming, Jilin University, China
Sun, Junhua, Beijing University of Aeronautics and Astronautics, China
Sun, Zhiqiang, Central South University, China
Suri, C. Raman, Institute of Microbial Technology, India
Sysoev, Victor, Saratov State Technical University, Russia
Szewczyk, Roman, Industrial Research Institute for Automation and Measurement, Poland
Tan, Ooi Kiang, Nanyang Technological University, Singapore
Tang, Dianping, Southwest University, China
Tang, Jaw-Luen, National Chung Cheng University, Taiwan
Thumbavanam Pad, Kartik, Carnegie Mellon University, USA
Tsiantos, Vassilios, Technological Educational Institute of Kaval, Greece
Tsigara, Anna, National Hellenic Research Foundation, Greece
Twomey, Karen, University College Cork, Ireland
Valente, Antonio, University, Vila Real, - U.T.A.D., Portugal
Vaseashta, Ashok, Marshall University, USA
Vazques, Carmen, Carlos III University in Madrid, Spain
Vieira, Manuela, Instituto Superior de Engenharia de Lisboa, Portugal
Vigna, Benedetto, STMicroelectronics, Italy
Vrba, Radimir, Brno University of Technology, Czech Republic
Wandelt, Barbara, Technical University of Lodz, Poland
Wang, Jiangping, Xi'an Shiyou University, China
Wang, Kedong, Beihang University, China
Wang, Liang, Advanced Micro Devices, USA
Wang, Mi, University of Leeds, UK
Wang, Shinn-Fwu, Ching Yun University, Taiwan
Wang, Wei-Chih, University of Washington, USA
Wang, Wensheng, University of Pennsylvania, USA
Watson, Steven, Center for NanoSpace Technologies Inc., USA
Weiping, Yan, Dalian University of Technology, China
Wells, Stephen, Southern Company Services, USA
Wolkenberg, Andrzej, Institute of Electron Technology, Poland
Woods, R. Clive, Louisiana State University, USA
Wu, DerHo, National Pingtung University of Science and Technology, Taiwan
Wu, Zhaoyang, Hunan University, China
Xiu Tao, Ge, Chuzhou University, China
Xu, Tao, University of California, Irvine, USA
Yang, Dongfang, National Research Council, Canada
Yang, Wuqiang, The University of Manchester, UK
Ymeti, Aurel, University of Twente, Netherland
Yu, Haihu, Wuhan University of Technology, China
Yufera Garcia, Alberto, Seville University, Spain
Zagnoni, Michele, University of Southampton, UK
Zeni, Luigi, Second University of Naples, Italy
Zhong, Haoxiang, Henan Normal University, China
Zhang, Minglong, Shanghai University, China
Zhang, Qintao, University of California at Berkeley, USA
Zhang, Weiping, Shanghai Jiao Tong University, China
Zhang, Wenming, Shanghai Jiao Tong University, China
Zhou, Zhi-Gang, Tsinghua University, China
Zorzano, Luis, Universidad de La Rioja, Spain
Zourob, Mohammed, University of Cambridge, UK

Contents

Volume 84
Issue 10
October 2007

www.sensorsportal.com

ISSN 1726-5479

Research Articles

Programmable Solution for Solving Non-linearity Characteristics of Smart Sensor Applications <i>S. Khan, I. Adam, Zahirul Alam, K. F. Mohd Suhut and N. Yusof</i>	1580
Modeling of the Response of a Hot-Wire Anemometer with Neural Nets under Various Air Densities <i>A. Al-Salaymeh and M. S. Ashhab</i>	1590
A Genetic Algorithm for Optimization in Conceptual Design Phase of Robots <i>Amir Jafari, Mohsen Safavi, Alireza Fadaei</i>	1607
Uncertainty Analysis of Temperature Measurement System Using Interval Arithmetic <i>B. Vasuki, M. Umopathy, S. Akhilan</i>	1619
A Low-Power Signal Processing Unit for in vivo Monitoring and Transmission of Sensor Signals <i>M. R. Haider, S. K. Islam and M. Zhang</i>	1625
A Comparative Study of Fiber Optic Humidity Sensors Based on Chitosan and Agarose <i>Jinesh Mathew, K. J. Thomas, V. P. N. Nampoori and P. Radhakrishnan</i>	1633
Mechanical Behavior of a Thermal Micromirror Based on a Bimetallic Cantilever Beam <i>Ghader Rezazadeh, Maliheh Pashapour, Leila Borghei</i>	1641
Transformer Temperature Measurement Using Optical Fiber Based Microbend Sensor <i>Deepika Yadav and A. K. Nadir</i>	1651
MEMS Tunneling Micro Thermometer Based on Tip Deflection of Bimetallic Cantilever Beam <i>Samrand K. Nezhadian, Ghader Rezazadeh, Shahram Kh. Arya</i>	1660
A PC Based Level Indicating Controller Using a Hall Probe Sensor <i>S. C. Bera, B. Chakraborty and D. N. Kole</i>	1669
Model Based controller Design for a Shell and Tube Heat Exchanger <i>S. Nithya, Abhay Singh Gour, N. Sivakumaran, T. K. Radhakrishnan and N. Anantharaman</i>	1677

Authors are encouraged to submit article in MS Word (doc) and Acrobat (pdf) formats by e-mail: editor@sensorsportal.com
Please visit journal's webpage with preparation instructions: <http://www.sensorsportal.com/HTML/DIGEST/Submission.htm>

A Comparative Study of Fiber Optic Humidity Sensors Based on Chitosan and Agarose

*Jinesh Mathew, K. J. Thomas, V. P. N. Nampoori and P. Radhakrishnan

International School of Photonics,
Cochin University of Science and Technology,
Cochin-22, Kerala, India

Tel.: +91 4842575848, fax: +91 4842576714

*E-mail: jineshtmathew@gmail.com, <http://www.photonics.cusat.edu>

Received: 18 September 2007 / Accepted: 23 October 2007 / Published: 30 October 2007

Abstract: A comparative study of two biopolymer based fiber optic humidity sensors is presented in this paper. Sensing elements Agarose and Chitosan swells in the presence of water vapour and undergoes changes in refractive index and modulates the intensity of light propagating through a fiber with Agarose or Chitosan as cladding. *Copyright © 2007 IFSA.*

Keywords: Fiber optic sensor, Humidity sensor, Swelling polymer, Chitosan, Agarose

1. Introduction

Measurement of humidity is required in a range of numerous applications, including the meteorological services, the chemical and food processing industry, civil engineering, air-conditioning, horticulture, and electronics processing. Therefore, development of a low-cost humidity sensor with fast response assumes great importance. Optical fiber humidity sensors offer specific advantages, such as small size and weight, immunity to electromagnetic interference, noncorrosiveness and remote operation in comparison with their conventional electronic counterparts. Hence, a wide range of optical fiber humidity sensors have been reported in the literature [1-16]. Most of the fiber optic humidity sensors work on the basis of intensity modulation in which the light propagating through the optical fiber is absorbed or scattered as the humidity changes [6-10]. Most common method is based on the absorption/scattering of the “evanescent tail” of the light passing through the optical fiber [7-10]. Another method is based on the swelling nature of hygroscopic materials which causes refractive index changes in accordance with the humidity and modulates the light propagating through the fiber [11-16]. The latter phenomenon has been employed in the design and development of simple,

low cost and reliable fiber optic humidity sensors presented in this paper. The swelling polymers used in our work are Chitosan and Agarose. To the best of our knowledge, this is the first time that Chitosan have been used in developing a humidity sensor.

2. Agarose and Chitosan Basics

Chitosan is a fiber-like substance derived from Chitin. Principal source of Chitin is shellfish waste such as shrimps, crabs, and crawfish. Deacetylation of Chitin gives Chitosan. It is soluble in dilute acidic solutions below pH 6.0 [17, 18]. Thin films fabricated from solutions of chitosan and acetic acid have refractive indices approximately 1.45 and there is nearly no absorption in the range of 300 to 2700 nm. Agarose is an unbranched polysaccharide obtained from the cell walls of some species of red algae or seaweed. Chemically, Agarose is a polymer made up of subunits of the sugar galactose. It is soluble in hot ($>35^{\circ}\text{C}$) water [15]. The property of thin film formation, water binding capacity and refractive index variation on water adsorption of these biopolymers [15, 19] can be exploited for the development of fiber optic humidity sensors.

3. Theory

The materials used as the functional cladding layer in the sensing region are Chitosan and Agarose, which swells in the presence of water without dissolving at room temperature. The variation in the refractive index (n) of these swelling polymers with respect to humidity (H) is obtained from Lorenz-Lorentz relation as [20],

$$\frac{dn}{dH} = \frac{(n^2 + 2)^2}{6n} k_m S \left(1 - \frac{f}{f_c}\right), \quad (1)$$

where k_m is the molar refraction divided by the molecular weight of water, S is the moisture solubility of the polymer, parameter f ($0 < f < 1$) is the fraction of the absorbed moisture that contributes to an increase in polymer volume, and is expected to depend on temperature, In Eq. (1), critical value f_c defined by $f_c = k_m \rho_m \frac{n_p^2 + 2}{n_p^2 - 1}$, where n_p is the refractive index of the polymer without any moisture and ρ_m density of water.

The output power (P_{out}) of the optical fiber sensor head with respect to the refractive index (n) of sensing layer is given by [21]:

$$P_{out} = P_{in} \left(\frac{n_1^2 - n^2}{n_1^2 - n_2^2} \right), \quad (2)$$

where n_1 is the refractive index of the core, n_2 is the refractive index of the cladding, P_{in} represents the total power injected into the guided modes of the fibre from the source.

In the dry state the refractive index of the Chitosan/Agarose cladding layer is larger than that of the fiber cladding and it operates in the leaky mode for higher order modes. In the humid air Chitosan/Agarose swells, its refractive index decreases and most of the higher order modes are guided and the intensity of transmitted light increases. Thus relative humidity can be determined by measuring

the output intensity of light passing through the sensing region. Fig. 1 schematically shows the leaky and guided modes in the sensor head.

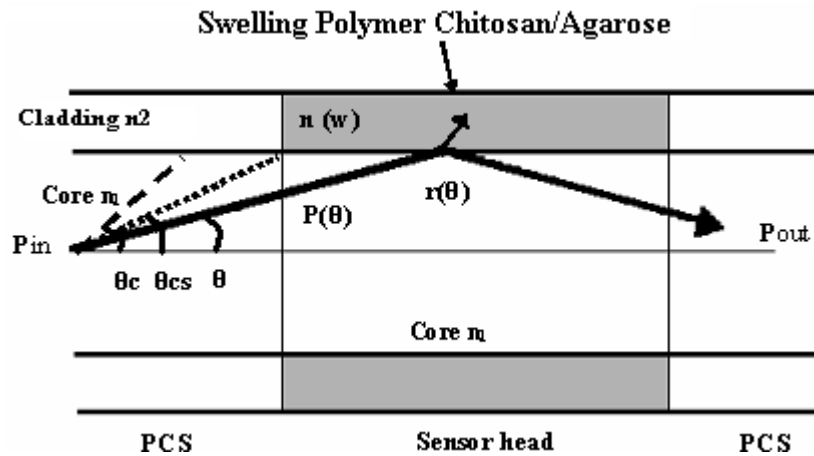


Fig. 1. Leaky and guided modes of the sensor head.

On the basis of the above-mentioned principle, the output light intensity passing through the sensor head can be calculated theoretically for our sensor head using a ray tracing method [13]. Output power of the sensor head is represented mathematically by equation (3),

$$P_{out} = \sum_{\theta=0}^{\theta_{cs}} P(\theta) + \sum_{\theta=\theta_c}^{\theta_c} P(\theta)r^m, \quad (3)$$

where θ_c is the critical angle in the input-side of the plastic cladded silica (PCS) fiber, $r(\theta)$ is the reflection coefficient, m is the reflection number for the sensor head and θ_{cs} is the critical angle in the sensor head.

4. Sensor Element Fabrication

The sensor element fabrication includes fiber preparation and deposition of the Agarose/Chitosan film on the prepared fiber. The fiber used for the sensor element fabrication is a multimode, step index, plastic cladded silica fiber of core diameter 400 μm with a numerical aperture of 0.37 (Type F-MBC). 5 cm length of the cladding is removed from the middle portion of the fiber. The ends of the fiber are polished well. The Chitosan sensor head is fabricated by dip coating the uncladded portion of a fiber in a Chitosan solution prepared by dissolving 1 % Chitosan in 4 % acetic acid solution. The Agarose sensor head is fabricated by coating the uncladded portion of a fiber with hot ($>35^\circ\text{C}$) 1 % Agarose solution [15]. The coated fibers are kept for one day at room temperature until it is partially dehydrated or reaches the equilibrium with the environment.

5. Experimental Setup

The experimental setup (Fig. 2) consists of an LED, detector with signal analysis and the humidity chamber in which the Chitosan/Agarose coated fiber is fixed. Source used for the experiment is a red LED emitting at 636 nm. A low power silicon photo detector (Newport 818-IR) was used with a power meter (Newport make, Model 1815C) for recording the output. Humidity chamber is made of

borosilicate glass. Two fiber holders are fixed at the two side walls of the chamber. Humidity measuring unit used for calibration has a measuring range of 10 % - 95 % RH. The sensor head of this humidity measuring equipment is inserted into the chamber.

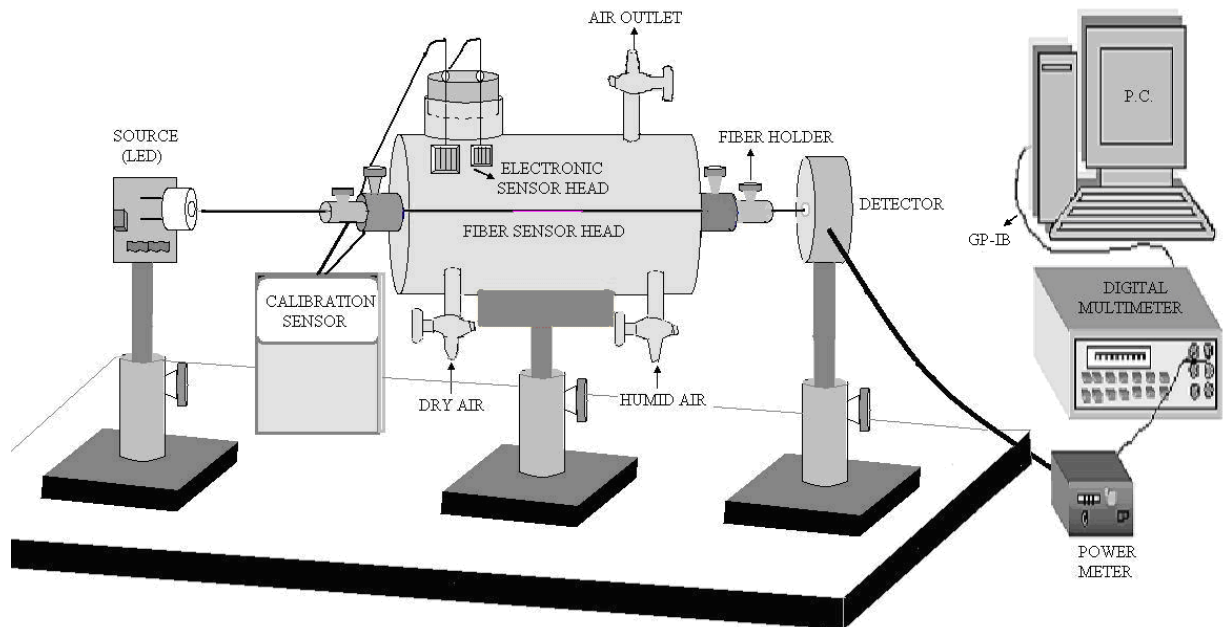


Fig. 2. Experimental setup.

The aerator is used to pump air into humidity chamber via ethylene glycol (dry air) or water (humid air). Air bubbled through ethylene glycol will bring down the chamber humidity to 20 % RH, Also, passing nitrogen gas into the chamber can bring down the chamber humidity to 17 % RH. The whole setup can be made compact if the sensor head used for calibration is small.

6. Results and Discussions

Using both Chitosan and Agarose coated sensor head, power outputs were taken for different humidity values and were plotted with humidity on the X-axis and normalized power on the Y-axis. The normalized power is obtained as

$$P_N \text{ (in dB)} = 10 \log \left[\frac{P_{o/p} \text{ at a value of Humidity}}{P_{o/p} \text{ at max value of Humidity}} \right] \quad (4)$$

The results are plotted in Fig. 3 & Fig. 4 for Agarose sensor head and Chitosan sensor head respectively and it is observed from the figures that the normalized output power varies almost linearly with humidity for these biopolymer coated fiber optic sensor heads. The above graphs also establish the reversibility of the fiber optic humidity sensors. Long term stability of the sensor head is studied by taking the humidity response for different days (data not shown) and it is observed that the response is consistent within the accuracy limit of +/-5% for a humidity variation of 17- 95 % RH for Chitosan coated sensor head and for Agarose coated sensor head it is stable within the accuracy limit of +/-1% for a humidity variation of 40-95 % RH.

To measure the refractive index of the Chitosan film, film of thickness 15 μm is made from the Chitosan-acetic acid solution. The measured refractive index using Brewster angle method is approximately 1.45. The absorption spectrum of the film is taken using the UV/VIS/NIR Spectrophotometer (Make Jasco, Model V-570). It is observed that there is nearly no absorption in the range of 300 to 2000 nm.

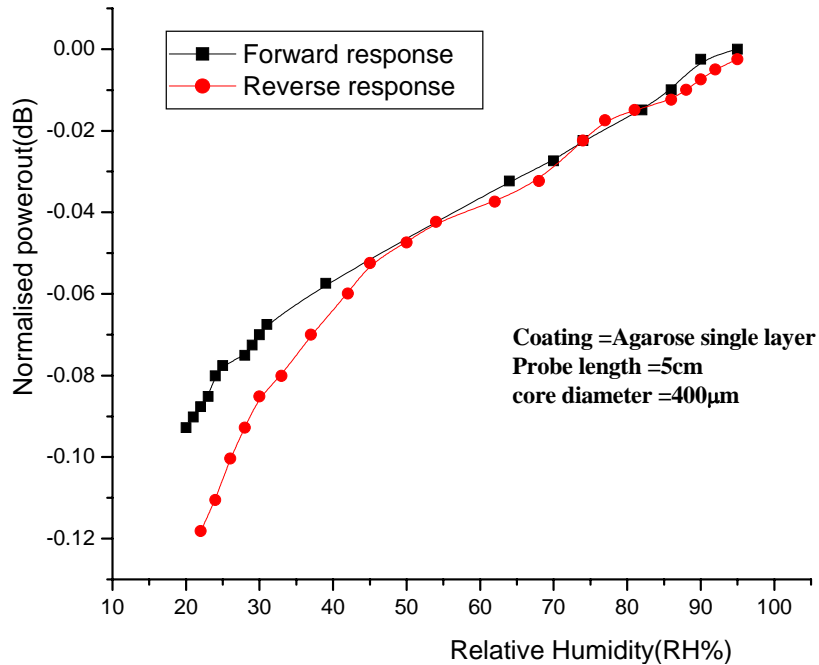


Fig. 3. Variation of output power with relative humidity.

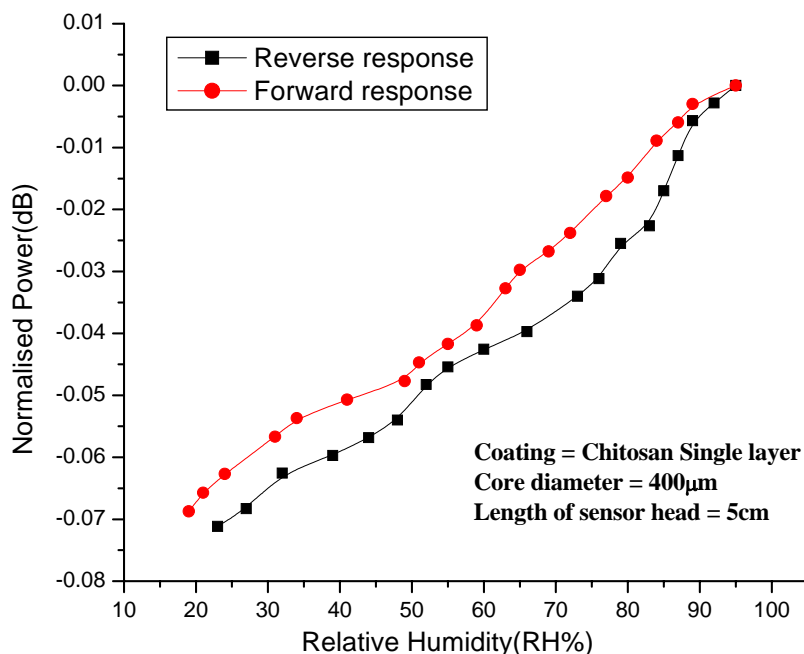


Fig. 4. Variation of output power with relative humidity.

Investigations were also carried out by changing the wavelength of the LED and by changing the probe length. In both these cases no appreciable variation in the sensitivity has been observed. Further,

investigations have been carried out on the temporal response of the sensors using LabVIEW software and it is observed that the sensor showed fast response to humidity changes. A comparison of the performance of Chitosan coated sensor head and Agarose coated sensor head is given in Table 1.

Table 1. Comparison of the Chitosan and Agarose coated sensor heads.

	Chitosan coated sensor head	Agarose coated sensor head
Sensitivity	0.001 dB/RH	0.001 dB/RH
Response time	2 seconds	3 seconds
Linear response	17- 95 %RH (accuracy +/-5%)	40-95 %RH (accuracy +/-1%)

Employment of these humidity sensors could lead to improvement in health care, since similar response time of commercial humidity sensors is of the order of several seconds. Fig. 5 demonstrates the ability of our humidity sensor based on Chitosan for on-line monitoring of breathing. This clearly establishes the sensitivity and fast response of the device to small variations in humidity. Also its simplicity and relative low cost make it an interesting possibility for humidity sensing.

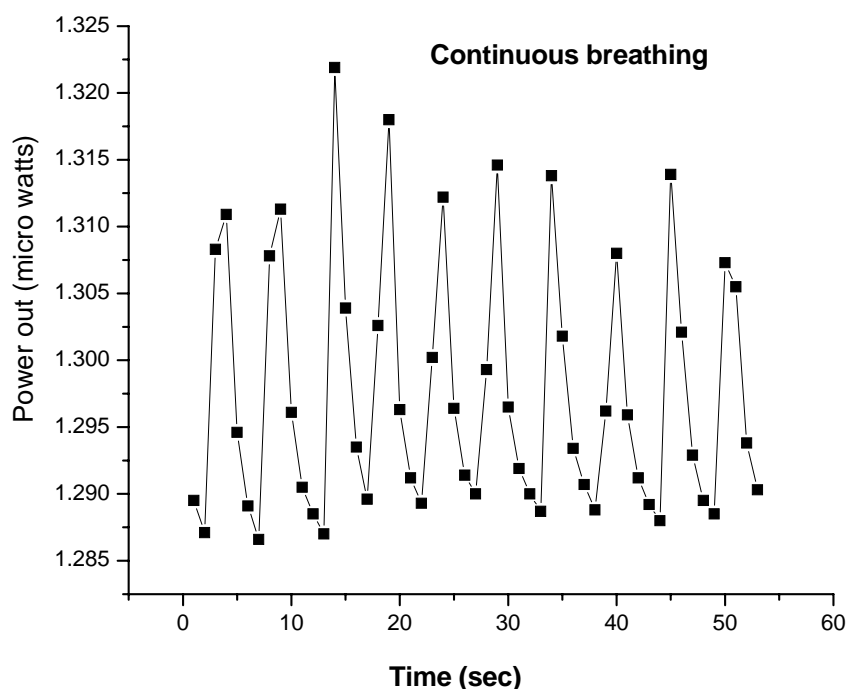


Fig. 5. Response of the sensor to continuous breathing.

7. Conclusions

Simple fiber optic humidity sensors using swelling polymers as humidity sensing materials have been studied. The materials Chitosan and Agarose deposited as the cladding of an optical fiber swells in the presence of water molecules and are demonstrated to be suitable in humidity sensor applications. These sensors are reversible in nature. Stability of these sensors is also very good. In addition, as this sensor has a fast response time, it could be used for real-time humidity monitoring and for applications as a breathing condition monitor. This study can also be useful for the fabrication of gas sensors.

Acknowledgements

The first author is grateful to acknowledge the University Grants Commission, New Delhi, for financial assistance through a research fellowship. PR acknowledges the AICTE, New Delhi, for financial assistance through a project. TKJ acknowledges the CSIR, New Delhi, for financial assistance through a research fellowship. VPN acknowledges University Grants Commission, New Delhi for financial assistance through CELOS project.

References

- [1]. B. D. Gupta, Fiber Optic Sensors Principles and applications. *New India Publishing Agency*, 2006.
- [2]. Fedor Mitschke, Fiber-optic sensor for humidity, *Optics Letters*, 14, 17, 1989, pp. 967-969.
- [3]. T. L. Yeo, D. Eckstein, B. McKinley, L. F. Boswell, T. Sun and K. T. V. Grattan, Demonstration of a fibre-optic sensing technique for the measurement of moisture absorption in concrete, *Smart Materials and Structures*, 15, 2006, pp. N40–N45.
- [4]. Alberto Alvarez-Herrero, Héctor Guerrero and David Levy, High-Sensitivity Sensor of Low Relative Humidity Based on Overlay on Side-Polished Fibers, *IEEE Sensors Journal*, 4, 1, 2004, pp. 52-56.
- [5]. Jesús M. Corres, Francisco J. Arregui and Ignacio R. Matias, Design of Humidity Sensors Based on Tapered Optical Fibers, *Journal of Lightwave Technology*, 24, 11, 2006, pp. 4329-4336.
- [6]. Shiquan Tao, Christopher B. Winstead, Rajeev Jindal and Jagdish P. Singh, Optical-Fiber Sensor Using Tailored Porous Sol-Gel Fiber Core, *IEEE Sensors Journal*, 4, 3, 2004.
- [7]. Rajeev Jindal, Shiquan Tao, Jagdish P. Singh, Parikshit S. Gaikwad. High dynamic range fiber optic relative humidity sensor, *Optical Engineering*, 41, 5, 2002, pp. 1093-1096.
- [8]. Sunil K. Khijwania, Kirthi L. Srinivasan, Jagdish P. Singh. Performance optimized optical fiber sensor for humidity measurement, *Optical Engineering*, 44, 3, 2005, pp. 0344011-034401-7.
- [9]. B. D. Gupta, Ratnanjali, A novel probe for a fiber optic humidity sensor, *Sensors and Actuators B*, 80, 2001, pp. 132-135.
- [10]. Lina Xu, Joseph C Fanguy, Kurnal Soni and Shiquan Tao. Optical Fibre Humidity Sensor Based on Evanescent Wave Scattering, *Optics Letters*, 29, 11, 2004, pp. 1191-1193.
- [11]. Maria Konstantaki, Stavros Pissadakis, Stergios Pispas, Nicholas Madamopoulos, Nikos A. Vainos, Optical fiber long-period grating humidity sensor with poly, ethylene oxide, cobalt chloride coating, *Applied Optics*, 45, 19, 2006, pp. 4567-4571.
- [12]. Ainhoa Gastón, Fátima Pérez, and Joaquín Sevilla, Optical fiber relative-humidity sensor with polyvinyl alcohol film, *Applied Optics*, 43, 21, 2004, pp. 4127-4132.
- [13]. Shinzo Muto, Osamu Suzuki, Takashi Amano and Masayuki Morisawa, A plastic optical fibre sensor for real-time humidity monitoring, *Measurement Science and Technology*, 14, 2003, pp. 746–750.
- [14]. John Vaughan, Christopher Woodyatt, Patricia J. Scully, Polymer optical fibre sensor to monitor skin moisture, *Proc. SPIE*, Vol. 6619, 66191T, Jul. 2, 2007.
- [15]. Francisco J. Arregui, Zuri Ciaurritz, Maria Oneca, Ignacio R. Matías, An experimental study about hydrogels for the fabrication of optical fiber humidity sensors, *Sensors and Actuators B*, 96, 2003, pp. 165–172.
- [16]. T. Venugopalan, T. L. Yeo, T. Sun, K. T. V. Grattan. LPG-based PVA coated sensor for relative humidity measurement, *Proc. SPIE*, Vol. 6619, 661925, Jul. 2, 2007.
- [17]. Sun-Ok Fernandez-Kim, Physicochemical and functional properties of crawfish chitosan as affected by different processing protocols, *A PhD Thesis submitted to the Louisiana State University and Agricultural and Mechanical College*, December 2004.
- [18]. R. Shepherd, S. Reader and A. Falshaw, Chitosan functional Properties, *Glycoconjugate Journal*, 14, 4, 1997, pp. 535–542.
- [19]. Christopher A. Murray and John R Dutcher, Effect of Changes in Relative Humidity and Temperature on Ultrathin Chitosan Films, *Biomacromolecules*, 7, 12, 2006, pp. 3460-3465.
- [20]. Toshio Watanabe, Naoki Ooba, Yasuhiro Hida, and Makoto Hikita, Influence of humidity on refractive index of polymers for optical waveguide and its temperature dependence, *Applied Physics Letters*, 72, 13, 1998, p.1533-1535.
- [21]. Pal B.P, Fundamentals of Fiber Optics in Telecommunication and Sensor Systems. *Wiley Eastern*, 1991.


[22].Sensors Web Portal, <http://www.sensorsportal.com>

2007 Copyright ©, International Frequency Sensor Association (IFSA). All rights reserved.
(<http://www.sensorsportal.com>)



International Frequency Sensor Association

is a professional association and Network of Excellence, created with the aim to encourage the researches and developments in the area of quasi-digital and digital smart sensors and transducers.



For more information about IFSA membership, visit
<http://www.sensorsportal.com>

Sensors & Transducers Journal (ISSN 1726-5479)

Open access, peer review international journal devoted to research, development and applications of sensors, transducers and sensor systems.

Published monthly by
International Frequency Sensor Association (IFSA)



<http://www.sensorsportal.com/HTML/DIGEST/Submission.htm>

Guide for Contributors

Aims and Scope

Sensors & Transducers Journal (ISSN 1726- 5479) provides an advanced forum for the science and technology of physical, chemical sensors and biosensors. It publishes state-of-the-art reviews, regular research and application specific papers, short notes, letters to Editor and sensors related books reviews as well as academic, practical and commercial information of interest to its readership. Because it is an open access, peer review international journal, papers rapidly published in *Sensors & Transducers Journal* will receive a very high publicity. The journal is published monthly as twelve issues per annual by International Frequency Association (IFSA). In additional, some special sponsored and conference issues published annually.

Topics Covered

Contributions are invited on all aspects of research, development and application of the science and technology of sensors, transducers and sensor instrumentations. Topics include, but are not restricted to:

- Physical, chemical and biosensors;
- Digital, frequency, period, duty-cycle, time interval, PWM, pulse number output sensors and transducers;
- Theory, principles, effects, design, standardization and modeling;
- Smart sensors and systems;
- Sensor instrumentation;
- Virtual instruments;
- Sensors interfaces, buses and networks;
- Signal processing;
- Frequency (period, duty-cycle)-to-digital converters, ADC;
- Technologies and materials;
- Nanosensors;
- Microsystems;
- Applications.

Submission of papers

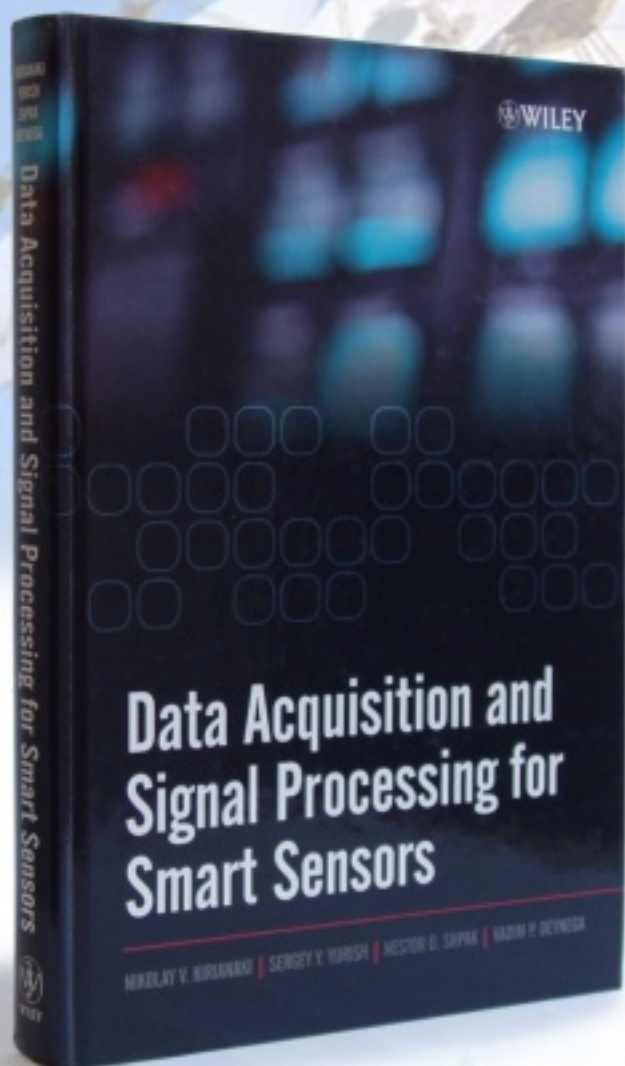
Articles should be written in English. Authors are invited to submit by e-mail editor@sensorsportal.com 6-14 pages article (including abstract, illustrations (color or grayscale), photos and references) in both: MS Word (doc) and Acrobat (pdf) formats. Detailed preparation instructions, paper example and template of manuscript are available from the journal's webpage: <http://www.sensorsportal.com/HTML/DIGEST/Submission.htm> Authors must follow the instructions strictly when submitting their manuscripts.

Advertising Information

Advertising orders and enquires may be sent to sales@sensorsportal.com Please download also our media kit: http://www.sensorsportal.com/DOWNLOADS/Media_Kit_2007.PDF



KNOWLEDGE FOR GENERATIONS



'This book provides a good basis for anyone entering or studying the field of smart sensors not only for the inexperienced but also very useful to those with some experience'

(from IEEE Instrumentation & Measurement Magazine review)



Order online:

http://www.sensorsportal.com/HTML/BOOKSTORE/DAQ_SP.htm

www.sensorsportal.com