



ISSN 1726-5479

SENSORS & TRANSDUCERS

8^{vol. 119}
/10



Sensors and Transducers Applications

International Frequency Sensor Association Publishing





Editors-in-Chief: professor Sergey Y. Yurish, tel.: +34 696067716, fax: +34 93 4011989, e-mail: editor@sensorsportal.com

Editors for Western Europe

Meijer, Gerard C.M., Delft University of Technology, The Netherlands
Ferrari, Vittorio, Università di Brescia, Italy

Editor South America

Costa-Felix, Rodrigo, Inmetro, Brazil

Editor for Eastern Europe

Sachenko, Anatoly, Ternopil State Economic University, Ukraine

Editors for North America

Datskos, Panos G., Oak Ridge National Laboratory, USA
Fabien, J. Josse, Marquette University, USA
Katz, Evgeny, Clarkson University, USA

Editor for Asia

Ohyama, Shinji, Tokyo Institute of Technology, Japan

Editor for Asia-Pacific

Mukhopadhyay, Subhas, Massey University, New Zealand

Editorial Advisory Board

- Abdul Rahim, Ruzairi**, Universiti Teknologi, Malaysia
Ahmad, Mohd Noor, Northern University of Engineering, Malaysia
Annamalai, Karthigeyan, National Institute of Advanced Industrial Science and Technology, Japan
Arcega, Francisco, University of Zaragoza, Spain
Arguel, Philippe, CNRS, France
Ahn, Jae-Pyoung, Korea Institute of Science and Technology, Korea
Arndt, Michael, Robert Bosch GmbH, Germany
Ascoli, Giorgio, George Mason University, USA
Atalay, Selcuk, Inonu University, Turkey
Atghiaee, Ahmad, University of Tehran, Iran
Augutis, Vygantas, Kaunas University of Technology, Lithuania
Avachit, Patil Lalchand, North Maharashtra University, India
Ayesh, Aladdin, De Montfort University, UK
Bahreyni, Behraad, University of Manitoba, Canada
Baliga, Shankar, B., General Monitors Transnational, USA
Baoxian, Ye, Zhengzhou University, China
Barford, Lee, Agilent Laboratories, USA
Barlingay, Ravindra, RF Arrays Systems, India
Basu, Sukumar, Jadavpur University, India
Beck, Stephen, University of Sheffield, UK
Ben Bouzid, Sihem, Institut National de Recherche Scientifique, Tunisia
Benachaiba, Chellali, Universitaire de Bechar, Algeria
Binnie, T. David, Napier University, UK
Bischoff, Gerlinde, Inst. Analytical Chemistry, Germany
Bodas, Dhananjay, IMTEK, Germany
Borges Carval, Nuno, Universidade de Aveiro, Portugal
Bousbia-Salah, Mounir, University of Annaba, Algeria
Bouvet, Marcel, CNRS – UPMC, France
Brudzewski, Kazimierz, Warsaw University of Technology, Poland
Cai, Chenxin, Nanjing Normal University, China
Cai, Qingyun, Hunan University, China
Campanella, Luigi, University La Sapienza, Italy
Carvalho, Vitor, Minho University, Portugal
Cecelja, Franjo, Brunel University, London, UK
Cerda Belmonte, Judith, Imperial College London, UK
Chakrabarty, Chandan Kumar, Universiti Tenaga Nasional, Malaysia
Chakravorty, Dipankar, Association for the Cultivation of Science, India
Changhai, Ru, Harbin Engineering University, China
Chaudhari, Gajanan, Shri Shivaji Science College, India
Chavali, Murthy, VIT University, Tamil Nadu, India
Chen, Jiming, Zhejiang University, China
Chen, Rongshun, National Tsing Hua University, Taiwan
Cheng, Kuo-Sheng, National Cheng Kung University, Taiwan
Chiang, Jeffrey (Cheng-Ta), Industrial Technol. Research Institute, Taiwan
Chiriac, Horia, National Institute of Research and Development, Romania
Chowdhuri, Arijit, University of Delhi, India
Chung, Wen-Yaw, Chung Yuan Christian University, Taiwan
Corres, Jesus, Universidad Publica de Navarra, Spain
Cortes, Camilo A., Universidad Nacional de Colombia, Colombia
Courtois, Christian, Universite de Valenciennes, France
Cusano, Andrea, University of Sannio, Italy
D'Amico, Arnaldo, Università di Tor Vergata, Italy
De Stefano, Luca, Institute for Microelectronics and Microsystem, Italy
Deshmukh, Kiran, Shri Shivaji Mahavidyalaya, Barshi, India
Dickert, Franz L., Vienna University, Austria
Diegues, Angel, University of Barcelona, Spain
Dimitropoulos, Panos, University of Thessaly, Greece
Ding, Jianning, Jiangsu Polytechnic University, China
Kim, Min Young, Kyungpook National University, Korea South
Djordjevich, Alexandar, City University of Hong Kong, Hong Kong
Donato, Nicola, University of Messina, Italy
Donato, Patricio, Universidad de Mar del Plata, Argentina
Dong, Feng, Tianjin University, China
Drljaca, Predrag, Instersema Sensoric SA, Switzerland
Dubey, Venketesh, Bournemouth University, UK
Enderle, Stefan, Univ.of Ulm and KTB Mechatronics GmbH, Germany
Erdem, Gursan K. Arzum, Ege University, Turkey
Erkmen, Aydan M., Middle East Technical University, Turkey
Estelle, Patrice, Insa Rennes, France
Estrada, Horacio, University of North Carolina, USA
Faiz, Adil, INSA Lyon, France
Fericean, Sorin, Balluff GmbH, Germany
Fernandes, Joana M., University of Porto, Portugal
Francioso, Luca, CNR-IMM Institute for Microelectronics and Microsystems, Italy
Francis, Laurent, University Catholique de Louvain, Belgium
Fu, Weiling, South-Western Hospital, Chongqing, China
Gaura, Elena, Coventry University, UK
Geng, Yanfeng, China University of Petroleum, China
Gole, James, Georgia Institute of Technology, USA
Gong, Hao, National University of Singapore, Singapore
Gonzalez de la Rosa, Juan Jose, University of Cadiz, Spain
Granel, Annette, Goteborg University, Sweden
Graff, Mason, The University of Texas at Arlington, USA
Guan, Shan, Eastman Kodak, USA
Guillet, Bruno, University of Caen, France
Guo, Zhen, New Jersey Institute of Technology, USA
Gupta, Narendra Kumar, Napier University, UK
Hadjiloucas, Sillas, The University of Reading, UK
Haider, Mohammad R., Sonoma State University, USA
Hashsham, Syed, Michigan State University, USA
Hasni, Abdelhafid, Bechar University, Algeria
Hernandez, Alvaro, University of Alcala, Spain
Hernandez, Wilmar, Universidad Politecnica de Madrid, Spain
Homentcovschi, Dorel, SUNY Binghamton, USA
Horstman, Tom, U.S. Automation Group, LLC, USA
Hsiai, Tzung (John), University of Southern California, USA
Huang, Jeng-Sheng, Chung Yuan Christian University, Taiwan
Huang, Star, National Tsing Hua University, Taiwan
Huang, Wei, PSG Design Center, USA
Hui, David, University of New Orleans, USA
Jaffrezic-Renault, Nicole, Ecole Centrale de Lyon, France
Jaime Calvo-Galleg, Jaime, Universidad de Salamanca, Spain
James, Daniel, Griffith University, Australia
Janting, Jakob, DELTA Danish Electronics, Denmark
Jiang, Liudi, University of Southampton, UK
Jiang, Wei, University of Virginia, USA
Jiao, Zheng, Shanghai University, China
John, Joachim, IMEC, Belgium
Kalach, Andrew, Voronezh Institute of Ministry of Interior, Russia
Kang, Moonho, Sunmoon University, Korea South
Kaniusas, Eugenijus, Vienna University of Technology, Austria
Katake, Anup, Texas A&M University, USA
Kausel, Wilfried, University of Music, Vienna, Austria
Kavasoglu, Nese, Mugla University, Turkey
Ke, Cathy, Tyndall National Institute, Ireland
Khan, Asif, Aligarh Muslim University, Aligarh, India
Sapozhnikova, Ksenia, D.I.Mendeleyev Institute for Metrology, Russia
Saxena, Vibha, Bhabha Atomic Research Centre, Mumbai, India

Ko, Sang Choon, Electronics. and Telecom. Research Inst., Korea South
Kockar, Hakan, Balikesir University, Turkey
Kotulska, Malgorzata, Wroclaw University of Technology, Poland
Kratz, Henrik, Uppsala University, Sweden
Kumar, Arun, University of South Florida, USA
Kumar, Subodh, National Physical Laboratory, India
Kung, Chih-Hsien, Chang-Jung Christian University, Taiwan
Lacnjevac, Caslav, University of Belgrade, Serbia
Lay-Ekuakille, Aime, University of Lecce, Italy
Lee, Jang Myung, Pusan National University, Korea South
Lee, Jun Su, Amkor Technology, Inc. South Korea
Lei, Hua, National Starch and Chemical Company, USA
Li, Genxi, Nanjing University, China
Li, Hui, Shanghai Jiaotong University, China
Li, Xian-Fang, Central South University, China
Liang, Yuanchang, University of Washington, USA
Liawruangrath, Saisunee, Chiang Mai University, Thailand
Liew, Kim Meow, City University of Hong Kong, Hong Kong
Lin, Hermann, National Kaohsiung University, Taiwan
Lin, Paul, Cleveland State University, USA
Linderholm, Pontus, EPFL - Microsystems Laboratory, Switzerland
Liu, Aihua, University of Oklahoma, USA
Liu Changgeng, Louisiana State University, USA
Liu, Cheng-Hsien, National Tsing Hua University, Taiwan
Liu, Songqin, Southeast University, China
Lodeiro, Carlos, University of Vigo, Spain
Lorenzo, Maria Encarnacio, Universidad Autonoma de Madrid, Spain
Lukaszewicz, Jerzy Pawel, Nicholas Copernicus University, Poland
Ma, Zhanfang, Northeast Normal University, China
Majstorovic, Vidosav, University of Belgrade, Serbia
Marquez, Alfredo, Centro de Investigacion en Materiales Avanzados, Mexico
Matay, Ladislav, Slovak Academy of Sciences, Slovakia
Mathur, Prafull, National Physical Laboratory, India
Maurya, D.K., Institute of Materials Research and Engineering, Singapore
Mekid, Samir, University of Manchester, UK
Melnyk, Ivan, Photon Control Inc., Canada
Mendes, Paulo, University of Minho, Portugal
Mennell, Julie, Northumbria University, UK
Mi, Bin, Boston Scientific Corporation, USA
Minas, Graca, University of Minho, Portugal
Moghavvemi, Mahmoud, University of Malaya, Malaysia
Mohammadi, Mohammad-Reza, University of Cambridge, UK
Molina Flores, Esteban, Benemérita Universidad Autónoma de Puebla, Mexico
Moradi, Majid, University of Kerman, Iran
Morello, Rosario, University "Mediterranea" of Reggio Calabria, Italy
Mounir, Ben Ali, University of Sousse, Tunisia
Mulla, Imtiaz Sirajuddin, National Chemical Laboratory, Pune, India
Neelamegam, Periasamy, Sastra Deemed University, India
Neshkova, Milka, Bulgarian Academy of Sciences, Bulgaria
Oberhammer, Joachim, Royal Institute of Technology, Sweden
Ould Lahoucine, Cherif, University of Guelma, Algeria
Pamidighanta, Sayanu, Bharat Electronics Limited (BEL), India
Pan, Jisheng, Institute of Materials Research & Engineering, Singapore
Park, Joon-Shik, Korea Electronics Technology Institute, Korea South
Penza, Michele, ENEA C.R., Italy
Pereira, Jose Miguel, Instituto Politecnico de Setebal, Portugal
Petsev, Dimiter, University of New Mexico, USA
Pogacnik, Lea, University of Ljubljana, Slovenia
Post, Michael, National Research Council, Canada
Prance, Robert, University of Sussex, UK
Prasad, Ambika, Gulbarga University, India
Prateepasen, Asa, Kingmoungut's University of Technology, Thailand
Pullini, Daniele, Centro Ricerche FIAT, Italy
Pumera, Martin, National Institute for Materials Science, Japan
Radhakrishnan, S., National Chemical Laboratory, Pune, India
Rajanna, K., Indian Institute of Science, India
Ramadan, Qasem, Institute of Microelectronics, Singapore
Rao, Basuthkar, Tata Inst. of Fundamental Research, India
Raof, Kosai, Joseph Fourier University of Grenoble, France
Reig, Candid, University of Valencia, Spain
Restivo, Maria Teresa, University of Porto, Portugal
Robert, Michel, University Henri Poincare, France
Rezazadeh, Ghader, Urmia University, Iran
Royo, Santiago, Universitat Politecnica de Catalunya, Spain
Rodriguez, Angel, Universidad Politecnica de Cataluna, Spain
Rothberg, Steve, Loughborough University, UK
Sadana, Ajit, University of Mississippi, USA
Sadeghian Marnani, Hamed, TU Delft, The Netherlands
Sandacci, Serghei, Sensor Technology Ltd., UK
Schneider, John K., Ultra-Scan Corporation, USA
Seif, Selemani, Alabama A & M University, USA
Seifter, Achim, Los Alamos National Laboratory, USA
Sengupta, Deepak, Advance Bio-Photonics, India
Shah, Kriyang, La Trobe University, Australia
Shearwood, Christopher, Nanyang Technological University, Singapore
Shin, Kyuho, Samsung Advanced Institute of Technology, Korea
Shmaliy, Yuriy, Kharkiv National Univ. of Radio Electronics, Ukraine
Silva Girao, Pedro, Technical University of Lisbon, Portugal
Singh, V. R., National Physical Laboratory, India
Slomovitz, Daniel, UTE, Uruguay
Smith, Martin, Open University, UK
Soleymampour, Ahmad, Damghan Basic Science University, Iran
Somani, Prakash R., Centre for Materials for Electronics Technol., India
Srinivas, Talabattula, Indian Institute of Science, Bangalore, India
Srivastava, Arvind K., Northwestern University, USA
Stefan-van Staden, Raluca-Ioana, University of Pretoria, South Africa
Sumriddetchka, Sarun, National Electronics and Computer Technology Center, Thailand
Sun, Chengliang, Polytechnic University, Hong-Kong
Sun, Dongming, Jilin University, China
Sun, Junhua, Beijing University of Aeronautics and Astronautics, China
Sun, Zhiqiang, Central South University, China
Suri, C. Raman, Institute of Microbial Technology, India
Sysoev, Victor, Saratov State Technical University, Russia
Szewczyk, Roman, Industrial Research Inst. for Automation and Measurement, Poland
Tan, Ooi Kiang, Nanyang Technological University, Singapore,
Tang, Dianping, Southwest University, China
Tang, Jaw-Luen, National Chung Cheng University, Taiwan
Teker, Kasif, Frostburg State University, USA
Thumbavanam Pad, Kartik, Carnegie Mellon University, USA
Tian, Gui Yun, University of Newcastle, UK
Tsiantos, Vassilios, Technological Educational Institute of Kaval. Greece
Tsigara, Anna, National Hellenic Research Foundation, Greece
Twomey, Karen, University College Cork, Ireland
Valente, Antonio, University, Vila Real, - U.T.A.D., Portugal
Vanga, Raghav Rao, Summit Technology Services, Inc., USA
Vaseashta, Ashok, Marshall University, USA
Vazquez, Carmen, Carlos III University in Madrid, Spain
Vieira, Manuela, Instituto Superior de Engenharia de Lisboa, Portugal
Vigna, Benedetto, STMicroelectronics, Italy
Vrba, Radimir, Brno University of Technology, Czech Republic
Wandelt, Barbara, Technical University of Lodz, Poland
Wang, Jiangping, Xi'an Shiyou University, China
Wang, Kedong, Beihang University, China
Wang, Liang, Pacific Northwest National Laboratory, USA
Wang, Mi, University of Leeds, UK
Wang, Shinn-Fwu, Ching Yun University, Taiwan
Wang, Wei-Chih, University of Washington, USA
Wang, Wensheng, University of Pennsylvania, USA
Watson, Steven, Center for NanoSpace Technologies Inc., USA
Weiping, Yan, Dalian University of Technology, China
Wells, Stephen, Southern Company Services, USA
Wolkenberg, Andrzej, Institute of Electron Technology, Poland
Woods, R. Clive, Louisiana State University, USA
Wu, DerHo, National Pingtung Univ. of Science and Technology, Taiwan
Wu, Zhaoyang, Hunan University, China
Xiu Tao, Ge, Chuzhou University, China
Xu, Lisheng, The Chinese University of Hong Kong, Hong Kong
Xu, Tao, University of California, Irvine, USA
Yang, Dongfang, National Research Council, Canada
Yang, Wuqiang, The University of Manchester, UK
Yang, Xiaoling, University of Georgia, Athens, GA, USA
Yaping Dan, Harvard University, USA
Ymeti, Aurel, University of Twente, Netherland
Yong Zhao, Northeastern University, China
Yu, Haihu, Wuhan University of Technology, China
Yuan, Yong, Massey University, New Zealand
Yufera Garcia, Alberto, Seville University, Spain
Zakaria, Zulkarnay, University Malaysia Perlis, Malaysia
Zagnoni, Michele, University of Southampton, UK
Zamani, Cyrus, Universitat de Barcelona, Spain
Zeni, Luigi, Second University of Naples, Italy
Zhang, Minglong, Shanghai University, China
Zhang, Quintao, University of California at Berkeley, USA
Zhang, Weiping, Shanghai Jiao Tong University, China
Zhang, Wenming, Shanghai Jiao Tong University, China
Zhang, Xueji, World Precision Instruments, Inc., USA
Zhong, Haoxiang, Henan Normal University, China
Zhu, Qing, Fujifilm Dimatix, Inc., USA
Zorzano, Luis, Universidad de La Rioja, Spain
Zourab, Mohammed, University of Cambridge, UK

Contents

Volume 119
Issue 8
August 2010

www.sensorsportal.com

ISSN 1726-5479

Research Articles


Fully Decoupled Compliant Parallel Mechanism: a New Solution for the Design of Multidimensional Accelerometer <i>Zhen Gao and Dan Zhang</i>	1
Optical Temperature Probe Based on the Fluorescence Decay Time of Tris-(dibenzoylmethane) mono (5-amino-1,10-phenanthroline)-europium(III) <i>Hung T. Lam, Leah Tolosa, Govind Rao</i>	14
Applications of InAs Hall Effect Sensors <i>H. Bourbaba, C. Benachaiba, S. Kadri, A. Saidane</i>	22
A Simple Model for Complex Fabrication of MEMS based Pressure Sensor: A Challenging Approach <i>Himani Sharma, P. A. Alvi and J. Akhtar</i>	30
Acoustic Temperature Transducer <i>Tariq M. Younes, Mohammad A. K. Alia, Shebel Al-Sabbah</i>	46
Theoretical Performance of GaAs Solar Cell, with Band Gap Gradient Layer on the Back Region <i>Hassane Benslimane, Hemmani Abderahman, and Helmaoui Abderrachid</i>	58
Design of Simple Instrumentation System for the Quality Analysis of Milk (Casein Analysis) <i>V. G. Sangam, M. Sandesh., S. Krishna., S. Mahadevanna</i>	65
Development of a Portable Water Quality Analyzer <i>Germán Comina, Martin Nissfolk, José Luis Solís</i>	72
A Modified Technique of Active Power Measurement for Industrial Frequency Applications <i>Satish Chandra Bera and Dhritinandan Kole</i>	82
New Organic Solvent Free Three-Component Waterproof Epoxy-Polyamine Systems <i>C. M. Lacnjevac, S. Zlatković, S. Cakić, J. Stamenković, M. B. Rajkovic, G. Nikolić and S. Jelic</i>	91
Measurement Equation is to be Extensively Used: What One May Expect from Dynamic Measurements <i>Kristina Abramchuk, George Abramchuk</i>	104
Preparation and study the Electrical, Structural and Gas Sensing Properties of ZnO Thick Film Resistor <i>M. K. Deore, V. B. Gaikwad, N. K. Pawar, S. D. Shinde, D. D. Kajale, G. H. Jain</i>	117
Amperometric Glucose Biosensor based on Immobilization of Glucose Oxidase in Polyethylenimine and Poly (carbamoylsuphonate) Polymer Matrix <i>U. B. Trivedi, D. Lakshminarayana, I. L. Kothari, N. G. Patel, H. N. Kapse, P. B. Patel, C. J. Panchal</i>	129
Development of Bio-analyzer for the Determination of Urinary Chloride <i>R. Vasumathi, P. Neelamegam</i>	142

Identification and Speed Control of PMDC Motor using Time Moments <i>Prasanta Sarkar, Sagarika Pal, Swadhin Sambit Das.....</i>	151
Parameter Estimation and Speed Control of PMDC Servo Motor Using Method of Time Moments <i>Prasanta Sarkar, Sagarika Pal, Swadhin Sambit Das.....</i>	162
Determination of the Region of Stabilizing Controller Parameters of Polytopic Polynomials <i>I. Thirunavukkarasu, V. I. George, Mukund Kumar Menon, S. Shanmuga Priya.....</i>	174
Identification of Natural Ventilation Parameters in a Greenhouse with Continuous Roof Vents, using a PSO and GAs <i>Abdelhafid Hasni, Belkacem Draoui, Mahieddine Latfaoui and Thierry Boulard.....</i>	182
Dynamic Modeling of Step Climbing Wheeled Robot <i>Srijan Bhattacharya, Neeta Sahay, Sagarika Pal, Subrata Chattopadhyay.....</i>	193
ECG Signal Denoising and QRS Complex Detection by Wavelet Transform Based Thresholding <i>Swati Banerjee, Dr. Madhuchhanda Mitra.....</i>	207
Admittance, Conductance, Reactance and Susceptance of New Natural Fabric Grewia Tilifolia <i>V. V. Ramana C. H., Jayaramudu J., Jeevan Prasad Reddy D., Madhusudhana Rao K. and Varadarajulu A.</i>	215
Role of Catecholamine in Tumor Angiogenesis Linked to Capacitance Relaxation Phenomenon <i>Guangyue Shi, Guanjie Sui, Jianxia Jiang, T. K. Basak.....</i>	223

Authors are encouraged to submit article in MS Word (doc) and Acrobat (pdf) formats by e-mail: editor@sensorsportal.com
Please visit journal's webpage with preparation instructions: <http://www.sensorsportal.com/HTML/DIGEST/Submition.htm>


International Frequency Sensor Association (IFSA).

www.sensorapps.org



SENSORS APPLICATIONS SYMPOSIUM

**Hyatt Regency San Antonio
February 22-24, 2011
San Antonio, TX**





The 2011 IEEE sensors Applications Symposium (SAS-2011) provides an established forum for sensor users and developers to meet and exchange information about novel and emergent applications in smart sensors, homeland security, biology, system health management, and related areas. Collaborate and network with scientists, engineers, developers and customers, in a balance of formal technical presentations, workshops, and informal interface meetings. Suggested topics for SAS-2011 include:

Sensors

- Biosensors/Arrays
- Smart sensors and standards
- Sensor networking
- MEMS and nanosensors
- Virtual sensors

Sensor Applications

- Homeland security
- Multisensor data fusion
- Nondestructive evaluation and remote sensing
- Integrated systems health management (ISHM)
- Commercial development

For additional information, please visit the Sensors Applications Symposium website at www.sensorapps.org

<p>Conference Co-Chairs: Shreekanth Mandayam, Rowan University, USA</p> <p>Deniz Gurkan, University of Houston, USA</p> <p>Technical Program Chair: Steven Griffin, University of Memphis, USA</p>	<p>Additional topics for workshops and new session tracks are especially welcome—please contact the organizers. Papers presented at SAS-2011 will be eligible for consideration for publication in a Special Issue of the <i>IEEE Transactions on Instrumentation & Measurement</i>.</p>	<p>Important Dates:</p> <ul style="list-style-type: none"> • 15 October 2010: Abstract submission deadline • 15 November 2010: Notification of acceptance • 10 January 2011: Final manuscript submission deadline
--	---	---



The Second International Conference
on Sensor Device Technologies and Applications

SENSORDEVICES 2011

August 21-27, 2011 - French Riviera, France



Important deadlines:

Submission deadline	March 23, 2011
Notification	April 30, 2011
Registration	May 15, 2011
Camera ready	May 22, 2011

Tracks:

- Sensor devices
- Photonics
- Infrared
- Ultrasonic and Piezosensors
- Sensor device technologies
- Sensors signal conditioning and interfacing circuits
- Medical devices and sensors applications
- Sensors domain-oriented devices, technologies, and applications
- Sensor-based localization and tracking technologies

<http://www.iaria.org/conferences2011/SENSORDEVICES11.html>



The Fifth International Conference on Sensor
Technologies and Applications

SENSORCOMM 2011

August 21-27, 2011 - French Riviera, France



Important deadlines:

Submission deadline	March 23, 2011
Notification	April 30, 2011
Registration	May 15, 2011
Camera ready	May 22, 2011

Tracks:

- APASN: Architectures, protocols and algorithms of sensor networks
- MECSN: Energy, management and control of sensor networks
- RASQOFT: Resource allocation, services, QoS and fault tolerance in sensor networks
- PESMOSN: Performance, simulation and modelling of sensor networks
- SEMOSN: Security and monitoring of sensor networks
- SECSN: Sensor circuits and sensor devices
- RIWISN: Radio issues in wireless sensor networks
- SAPSN: Software, applications and programming of sensor networks
- DAIPSN: Data allocation and information in sensor networks
- DISN: Deployments and implementations of sensor networks
- UNWAT: Under water sensors and systems
- ENOPT: Energy optimization in wireless sensor networks

<http://www.iaria.org/conferences2011/SENSORCOMM11.html>



The Fourth International Conference on Advances
in Circuits, Electronics and Micro-electronics

CENICS 2011

August 21-27, 2011 - French Riviera, France



Important deadlines:

Submission deadline	March 23, 2011
Notification	April 30, 2011
Registration	May 15, 2011
Camera ready	May 22, 2011

Tracks:

- Semiconductors and applications
- Design, models and languages
- Signal processing circuits
- Arithmetic computational circuits
- Microelectronics
- Electronics technologies
- Special circuits
- Consumer electronics
- Application-oriented electronics

<http://www.iaria.org/conferences2011/CENICS11.html>

Acoustic Temperature Transducer

Tariq M. Younes, Mohammad A. K. Alia, Shebel Al-Sabbah

Mechatronics Engineering Department,
Faculty of Engineering Technology, Al-Balqa Applied University, 11134, 15008, Amman, Jordan
Tel.: +962 6 4790333
E-mail: tariqmograbi@fet.edu.jo

Received: 4 June 2010 /Accepted: 17 August 2010 /Published: 31 August 2010

Abstract: Recent developments in temperature measurement have encouraged researchers to develop low-cost, simple structure, computerized generic transducers for environmental monitoring and industrial process control. The research presents a computerized technique which allows to measure temperature according to the variation of acoustic velocity (frequency) in a closed waveguide. Signal conditioning and processing was carried out using labVIEW (G Language) VIs. In order to evaluate the time characteristic of the transducer its response was compared with that of a reference detector (PT 100) for the same step input. Static characteristics of the transducer show a quasi-linear relationship between the measured temperature and the resonance frequency. Results of practical experiments show that in order to improve the response curve of the transducer and decrease the rising time interval it is advisable to implement thin-wall glass tubes or another material with lower thermal impedance. *Copyright © 2010 IFSA.*

Keywords: Acoustic temperature transducer, LabVIEW VIs, Static characteristic, Dynamic characteristic, Standing wave.

1. Introduction

Measurement and control of temperature is still considered as one of the most common engineering activities. That is because the temperature of technological mechanisms, machines and systems has a direct impact on their efficiency and performance. This explains why research and development in the field of temperature measurement and control is a viable continuous process. For temperature measurement and control different types of transducers are utilized. Every transducer type has its temperature measurement range and specifications and also it has a relatively complex circuitry which

is normally used for signal conditioning and processing. So the need for a generic transducer with a wide range of temperature measurement and simple conditioning circuit is still an existing target. This unifies the grade and type of utilized temperature transducers and decreases the cost of measurement and control circuit and equipment. The work described in this paper investigates the possibility of using an acoustic temperature transducer (ATT) in order to meet the above-mentioned criteria.

The ATT is a device based on the characteristics of sound waves in a wave- guided media, in which sound wave is guided physically. The basic principle of the ATT is that speed of sound is proportional to the absolute temperature, which is also related to the frequency of the sound wave, assuming existence of a constant wavelength. A constant wavelength could be obtained if the wave is standing (Standstill). The standing wave may be generated by utilizing the principle of acoustic resonance, which is characterized by the use of a speaker- microphone combination. The measured signal from the microphone is filtered and the signal frequency is measured using computer software. Taking in consideration the advantages of using LabVIEW[1, 2], this software was utilized in order to measure and plot temperature. Utilizing such transducer setup, one can measure temperature, log data to computer and make use of measured variable for further display and control purposes. Concerning the measurement range it is only limited by the tube material type, which implies the possibility of transducer applications for high range temperature measurements. The suggested ATT was tested to measure the temperature of a heater in a training kit [3] made by De-Lorenzo, in which the temperature was also measured by using PT 100 transducer and then compared with the output of ATT.

The sound wave is a longitudinal wave in which the wave oscillates along the direction of propagation. For a traveling wave of speed (C), frequency (f) and wavelength (λ), the following equation holds:

$$C = f \cdot \lambda \quad (1)$$

The speed varies depending on the medium through which the sound wave passes. If the medium is air, the speed varies depending on atmospheric conditions; the most important factor is temperature. The humidity has very little effect on the speed of sound, while the static sound pressure (air pressure) has none.

For an ideal gas, the speed of sound could be given by the relation [4]:

$$C = \sqrt{\frac{\gamma R T}{M}}, \quad (2)$$

where:

M is the molecular weight of gas;

C is the speed of sound [m/s];

γ is the specific heat ratio;

R is the specific gas constant;

T is the atmospheric temperature [K°].

With an ideal gas, the speed of sound (C) depends on temperature only, not on the pressure [5]. Air is almost an ideal gas. For air:

$$\gamma = 1.402 \text{ and } R/M = 287 \text{ J/(Kg.k)}$$

For a standing wave in an air column the following equation applies [6]:

$$\lambda_n = \frac{2L}{n}$$

Considering $f_n = \frac{c}{\lambda_n}$, we find

$$f_n = n \frac{c}{2L}, \quad (3)$$

where $n = 1, 2, 3, 4$; L is the length of an air column (tube).

We shall consider the basic resonance circuit shown in Fig. 1.

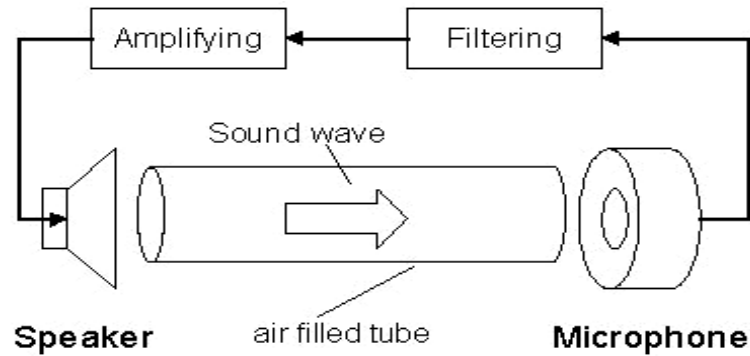


Fig. 1. Speaker-Mic resonance circuit.

The resonance of the tube of air is related to the length of the tube (L) and whether it has closed or open ends. An open end tube will reflect the wave with no inversion. This means that a compression wave will be reflected as a compression wave. But a closed end tube will invert the reflected wave. In other words a compression wave will be reflected as a rarefaction wave. Tubes with both ends closed resonate at the frequency given in equation (3). After substituting equation (1) in equation (3), we find:

$$f_{res} = \frac{n}{2L} \sqrt{\frac{\gamma RT}{M}}, \quad (4)$$

where n is the order of the harmonic.

This equation gives direct dependency between the out put frequency of the signal coming from the microphone and the temperature of the air filled tube. Consequently, this air filled tube could be used as a temperature transducer.

2. Overview of the Acoustic Temperature Transducer

The block diagram of the ATT is shown in Fig. 2 the detector consist of a U-shaped glass tube, a microphone, a speaker, sound card and PC software.

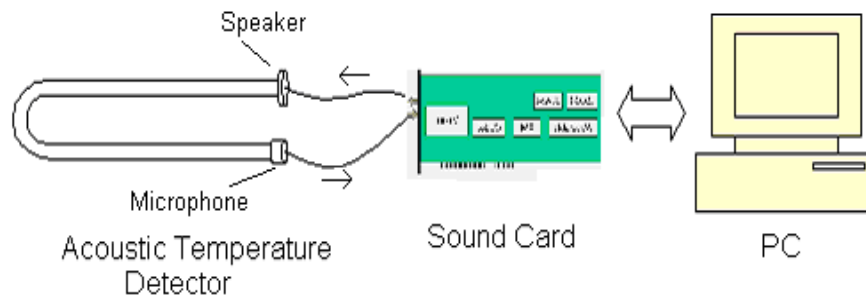


Fig. 2. Block diagram of the ATT.

The air filled tube was fixed inside the heater so that the center of the curved part of it is located in the most effective area in the heater. The U-shaped tube is made of glass because glass can easily be formed in various dimensions and that the inner diameter of the tube can be maintained constant, which has a high influence on the response of the transducer. It is important to note that glass is not the best material for the purpose because it has relatively high thermal impedance, which slows down that dynamic response of the transducer. A better material would be copper or other metal which has lower thermal impedance. Shaping the copper tubes in our laboratory with a high degree of accuracy was not possible.

The transducer tubes have been designed in four dimensions, to get the most out of the characteristics of the transducer. The lengths and inner diameters are as follows:

- * Model A: length = 20 Cm, inner diameter=2.0 mm
- * Model B: length = 20 Cm, inner diameter= 2.5 mm
- * Model C: length = 26 Cm, inner diameter= 1.5 mm
- * Model D: length = 10 Cm, inner diameter= 2.5 mm

The variation of the length of the tube (L) has an inverse effect on the transducer sensitivity. This is obvious from equation (4). The static characteristics of these models were found experimentally, as shown later.

Concerning the speaker, it is an electrodynamic type, which involves good linearity and good frequency response. The used microphone is a capacitive type. This also has excellent frequency response, large dynamic pressure range and good linearity.

The sound card is a computer expansion card that can input and output sound under program control. It is used as an interface unit between microphone and speaker signals. The main components of the sound card are shown in Fig. 3:

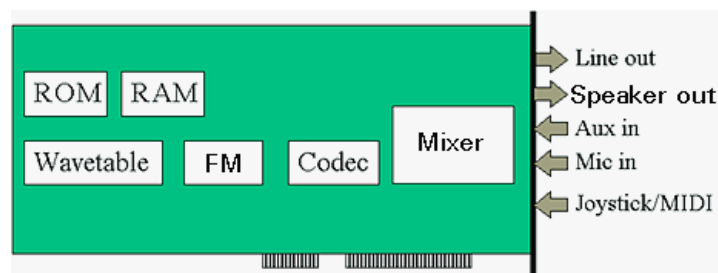


Fig. 3. Typical modern sound card parts.

where:

- * ROM includes the present wave-table synthesizer samples
- * RAM-is for down loadable wave-table instruments. Wave table synthesizer makes sounds out of the samples in ROM and RAM.
- * Codec- performs the A/D and D/A conversion of the audio signals
- * FM synthesizer-plays FM sounds (for original sound blaster / Adlib compatibility)
- * Mixer-is an analog mixer IC. It mixes together the sound from various inputs to (microphone, aux input, wave-table synthesizer, FM synthesizer, CD-RM audio) and then sends the mix to line level and speaker outputs.

3. The Designed VI

LabVIEW was used to perform signal filtering and manipulation. The signal from the microphone is acquired and filtered by taking the first harmonic of the signal and then the frequency is measured and presented in a graph as a function of time. The VI includes a panel board and a block diagram. The panel board contains two graphs. The upper one is for plotting the temperature (°C) with respect to time. This temperature is measured using PT 100 detector, then acquired using NI interface card (PC1-MIO-16E-1). The lower graph plots the acquired frequency from ATT with respect to time also.

The block diagram is shown in Fig. 4. The elements of the block diagram are:

- * Acquire signal from sound card-with a sampling rate of 44100 Hz, 16 bit mono signal.
- * Band pass filter- to remove higher order harmonics of the signal and keeping only the first harmonic.

Measure frequency- to measure the signal frequency

- * Smoothing filter- to smooth and reduce disturbance in the measured frequency.
- * Formula – to calculate the temperature from the frequency value, based on the data of static characteristics. The formula is a linear interpolation of the experiment data of each model.

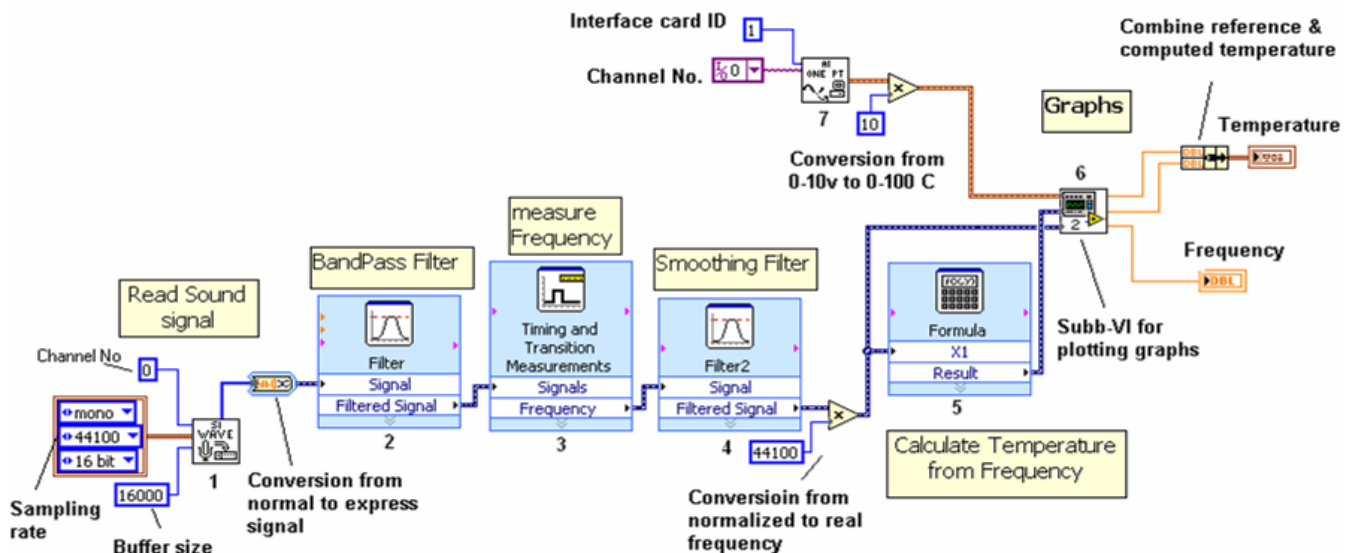


Fig. 4. VI block diagram.

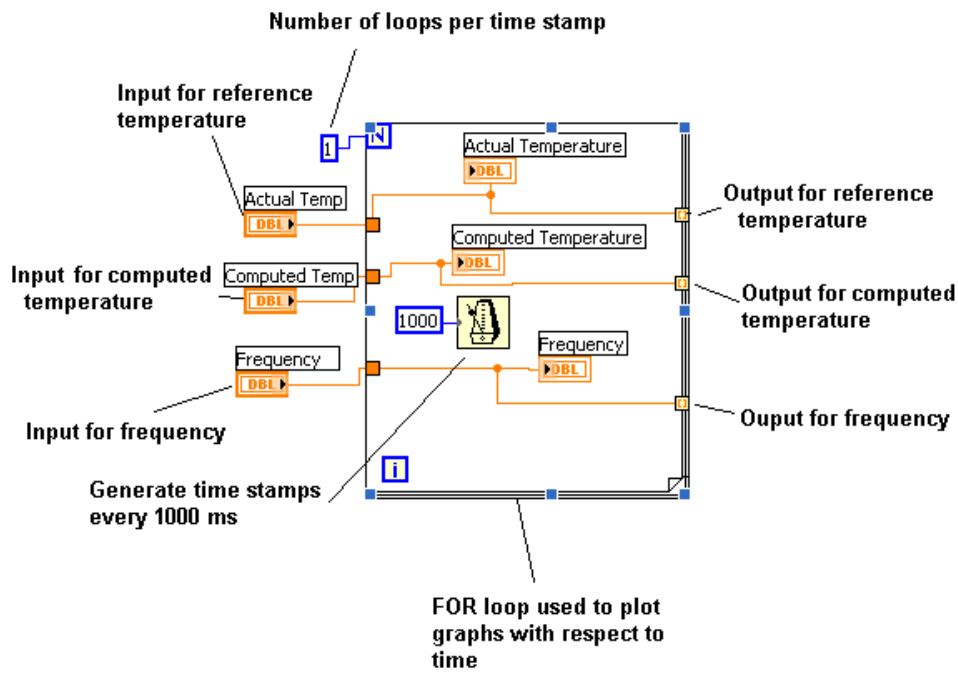


Fig. 5. Sub VI block diagram.

4. Static and Dynamic Characteristics of ATT

After assembling the ATT at the laboratory of instrumentation and process control, testing of static and dynamic characteristics took place. The static characteristics demonstrate the relationship between the temperature and the frequency of the sound wave. Linear fitting of the results, accuracy calculation and comparison between different models was carried out also.

4.1. Static Characteristic of Model (A)

The results of experiment are given in Table 1.

Table 1. Model A results.

Temperature (°C)	Frequency (Hz)
33.6	731
40	735
45.5	738
50	738
55	741
60	743
65	743
70	745
75	747
80	749
83	750

Variation of the frequency $\Delta f = 750 - 731 = 19$ Hz

Variation of the temperature $\Delta T = 83 - 33.6 = 49.4$ °C

Sensitivity

$$S = \frac{\Delta f}{\Delta T} = \frac{19}{49.4} = 0.384 \quad [Hz/^{\circ}C]$$

Fig. 6 represents a linear fitting approximation. The result was:

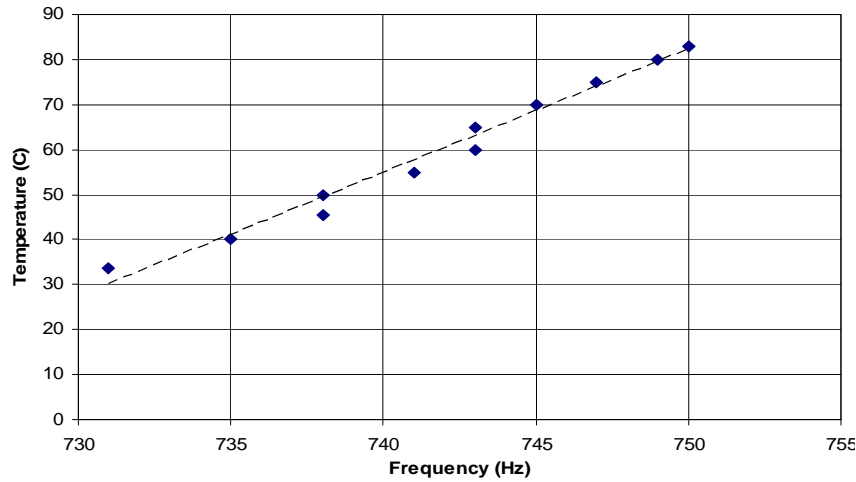


Fig. 6. Model A static characteristics.

$$T = 2.1192 f - 1590.3 [^{\circ}C].$$

- * Graphs plot – a sub- VI used to plot the signals of the actual temperature, calculated temperature and frequency with respect to time. The sub-VI is given in Fig. 5.
- * Acquire actual temperature – to acquire the temperature from the PT 100 detector by using NI interface card.

4.2. Static Characteristic of Model (B)

The results of experiment are given in Table 2.

Table 2. Model B results.

Temperature ($^{\circ}C$)	Frequency (Hz)
27	765
35	768
40	770
45	772
50	774
55	776
60	777
65	779
70	781
75	785
80	788
85	792
90	795

Variation of the frequency $\Delta f = 795 - 765 = 30 \text{ Hz}$.

Variation of the temperature $\Delta T = 90 - 27 = 63 \text{ }^\circ\text{C}$.

$$\text{Sensitivity } S = \frac{\Delta f}{\Delta T} = \frac{30}{63} = 0.476 \quad [\text{Hz}/^\circ\text{C}].$$

Model (B) static characteristic is shown in Fig. 7 the linear interpolation of the data results in the following relation:

$$T = 2.1192 f - 1590.3 \text{ (}^\circ\text{C)},$$

where $R^2 = 0.9754$

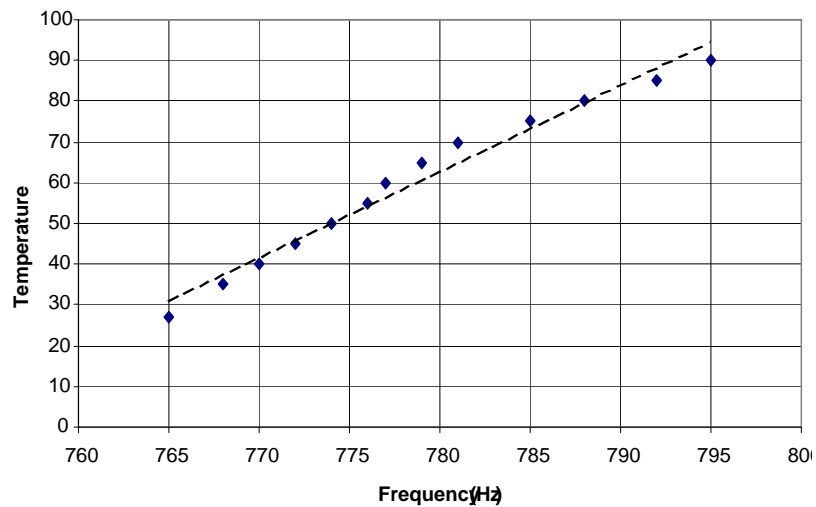


Fig. 7. Model B static characteristics.

4.3. Static Characteristic of Model (C)

The results of experiment are given in Table 3 and Fig. 8.

Table 3. Model C results.

Temperature ($^\circ\text{C}$)	Frequency (Hz)
29.4	733
35	735
40	736
45	738
50	739
55	741
60	742
65	743
70	744
75	745
80	746

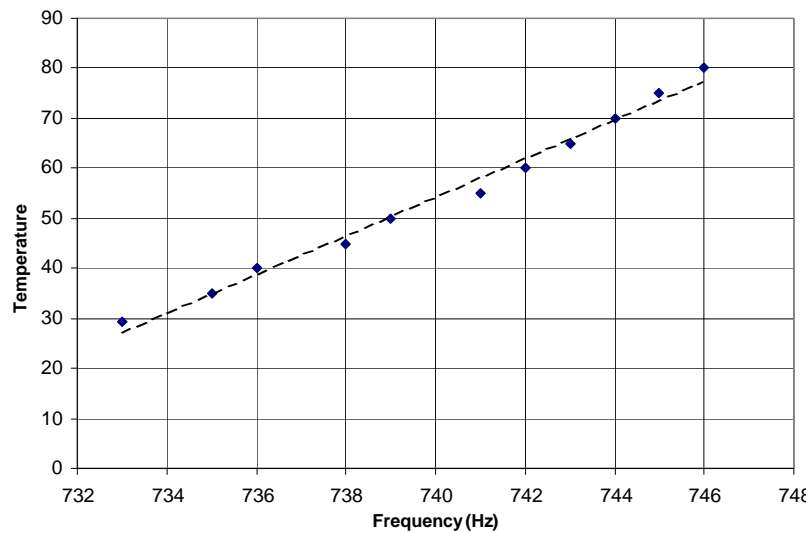


Fig. 8. Model C static characteristics.

Variation of the frequency $\Delta f = 746 - 733 = 13$ Hz.

Variation of the temperature $\Delta T = 80 - 29.4 = 50.6$ °C.

Sensitivity $S = \frac{\Delta f}{\Delta T} = \frac{13}{50.6} = 0.256$ [Hz/°C].

Linearizing these results lead to the relation:

$$T = 3.8479 f - 2793.2 \text{ (}^\circ\text{C)},$$

where $R^2 = 0.9886$

4.4. Static characteristic of model (D)

The experimental results are given in Table 4 and Fig. 9.

Table 4. Model D results.

Temperature (°C)	Frequency (Hz)
26.8	920
31	921
35.3	923
40	924
45	925
50	926
55	927
60	929
65	930
70	932
75	933
80	934
85	935

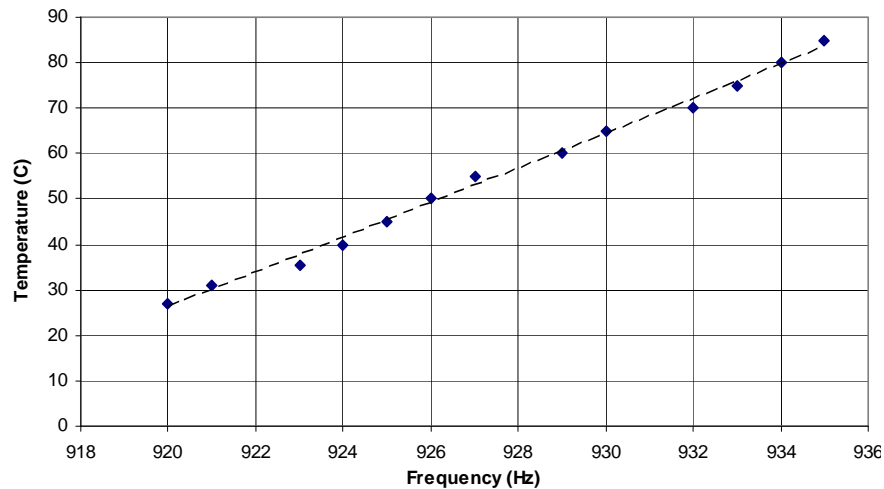


Fig. 9. Model D static characteristics.

Variation of the frequency $\Delta f = 935 - 820 = 15$ Hz.

Variation of the temperature $\Delta T = 85 - 26.8 = 58.2$ °C.

Sensitivity $s = \frac{\Delta f}{\Delta T} = \frac{15}{58.2} = 0.257$ [Hz/°C].

Linear interpolation results to the relation:

$$T = 3.8316 f - 3499.1 \text{ (}^\circ\text{C)},$$

where $R^2 = 0.995$

4.5. Dynamic Characteristics

In order to evaluate dynamic behavior of the ATT a step change in the temperature was applied and the response of the ATT and the PT 100 was plotted. For the dynamic study model B was used because it has a better sensitivity and accuracy. Fig. 10 shows the step response, where the step is from $T = 46$ °C to $T = 55$ °C. Fig. 11 shows the response for a temperature step change from $T = 40$ °C to $T = 60$ °C. In fact the system was tested for many different step changes and the responses were analogous. From the plotted time characteristics it is noticed that ATT response is slower than the response of the reference detector. The ATT output is not with damping oscillations and has an overdamped response. This is due to the use of glass as a tube material.

From the past results important notes could be made on the static behavior of ATT:

- The relationship between the temperature and frequency is almost linear, within the temperature range of study;
- An increase of the length results in a decrease in the resonance frequency;
- An increase of the inner diameter of the bore results in an increase in the sensitivity of ATT.

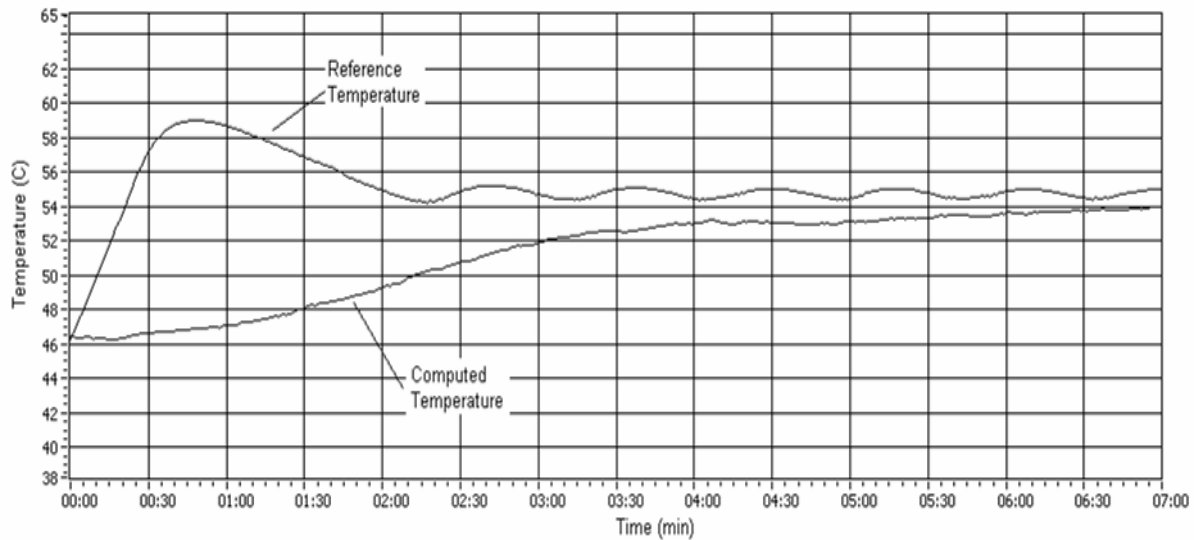


Fig. 10. Response for an input step (46-55) °C.

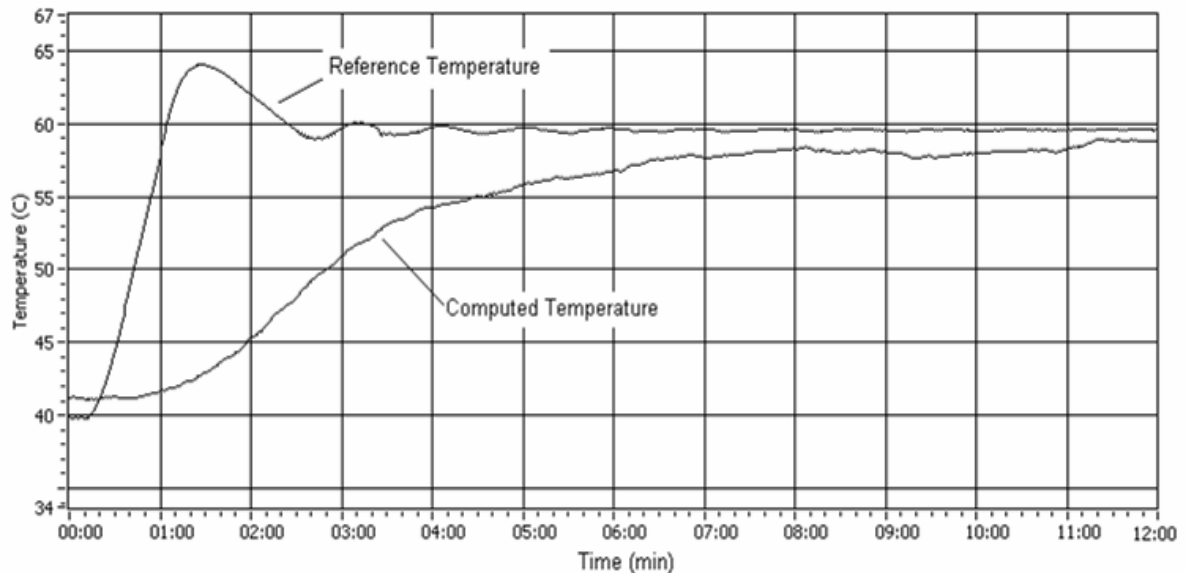


Fig. 11. Response for an input step (40-60) °C.

5. Conclusion and Recommendations

- A wide range of temperature could be measured by using ATT. The limiting factor is the durability of the tube which depends on the tube material.
- Temperature measurement is realized with out use of any hardwired conditioning circuits, where all the needed operations are made by computer software (LabVIEW VI). This facilitates much flexibility for data logging and process temperature control.
- The measured variable is frequency. This means that the attenuation in the signal has no effect on the measured variable.
- The designed ATT has a slow response. This is due to the use of glass as a resonance tube. Using other materials with low thermal resistance could eliminate this problem.
- Air may be replaced by another gas with lower molecular weight (M) and higher specific heat ratio (γ) in order to obtain higher resonance frequency, this leads to an increase of transducer sensitivity.

References

- [1]. Johnson, G. W., LabVIEW Graphical Programming. Practical Applications in Instrumentation and Control, *MC Graw- Hill, Inc*, USA, 1994.
- [2]. Bitter, Rick et al., Frontmatter, LabVIEW Advanced Programming Techniques, *CRC Press LLC*, Boca Raton, 2001.
- [3]. Dellrenzo, Viale Romagna, 20-20089 Romzzano Electronic Laboratory Board, for the Study of Temperature Control, Milano, Italy.
- [4]. Agekin, D. E., E. N. Kostina and N. N. Koznitsova, Transducers for Control and Regulation, *Leningrad Tepography*, No. 6, Leningrad, Russia, 1975, pp. 829-830.
- [5]. Goran Pavic, Experimental identification of physical parameters of fluid-filled pipes using acoustical signal processing, *Applied Acoustics*, 67, 2006, pp. 864–881.
- [6]. Tariq Al Mograbi, Mohammad A. K. Alia, Mohammad Abuzalata, Design of an Acoustic Displacement Transducer, *Sensors & Transducers Journal*, Vol. 112, Issue 1, January 2010, pp. 1-9.

2010 Copyright ©, International Frequency Sensor Association (IFSA). All rights reserved.
(<http://www.sensorsportal.com>)

Fast Universal Frequency-to-Digital Converter
Speed and Performance

- 16 measuring modes
- 2 channels
- Programmable accuracy up to 0.001 %
- Frequency range: 1 Hz ...7.5 (120) MHz
- Conversion time: 6.25 μ s ... 6.25 ms
- RS-232, SPI and I²C interfaces
- Operating temperature range -40 °C...+85 °C

UFDC-1M-16

www.sensorsportal.com info@sensorsportal.com SWP, Inc., Toronto, Canada

Guide for Contributors

Aims and Scope

Sensors & Transducers Journal (ISSN 1726-5479) provides an advanced forum for the science and technology of physical, chemical sensors and biosensors. It publishes state-of-the-art reviews, regular research and application specific papers, short notes, letters to Editor and sensors related books reviews as well as academic, practical and commercial information of interest to its readership. Because it is an open access, peer review international journal, papers rapidly published in *Sensors & Transducers Journal* will receive a very high publicity. The journal is published monthly as twelve issues per annual by International Frequency Association (IFSA). In addition, some special sponsored and conference issues published annually. *Sensors & Transducers Journal* is indexed and abstracted very quickly by Chemical Abstracts, IndexCopernicus Journals Master List, Open J-Gate, Google Scholar, etc.

Topics Covered

Contributions are invited on all aspects of research, development and application of the science and technology of sensors, transducers and sensor instrumentations. Topics include, but are not restricted to:

- Physical, chemical and biosensors;
- Digital, frequency, period, duty-cycle, time interval, PWM, pulse number output sensors and transducers;
- Theory, principles, effects, design, standardization and modeling;
- Smart sensors and systems;
- Sensor instrumentation;
- Virtual instruments;
- Sensors interfaces, buses and networks;
- Signal processing;
- Frequency (period, duty-cycle)-to-digital converters, ADC;
- Technologies and materials;
- Nanosensors;
- Microsystems;
- Applications.

Submission of papers


Articles should be written in English. Authors are invited to submit by e-mail editor@sensorsportal.com 8-14 pages article (including abstract, illustrations (color or grayscale), photos and references) in both: MS Word (doc) and Acrobat (pdf) formats. Detailed preparation instructions, paper example and template of manuscript are available from the journal's webpage: <http://www.sensorsportal.com/HTML/DIGEST/Submission.htm> Authors must follow the instructions strictly when submitting their manuscripts.

Advertising Information

Advertising orders and enquires may be sent to sales@sensorsportal.com Please download also our media kit: http://www.sensorsportal.com/DOWNLOADS/Media_Kit_2009.pdf

 **WILEY**
1807-2007

KNOWLEDGE FOR GENERATIONS



'Written by an internationally-recognized team of experts, this book reviews recent developments in the field of smart sensors systems, providing complete coverage of all important systems aspects. It takes a multidisciplinary approach to the understanding, design and use of smart sensor systems, their building blocks and methods of signal processing.'



Order online:

http://www.sensorsportal.com/HTML/BOOKSTORE/Smart_Sensor_Systems.htm

www.sensorsportal.com