

ISSN 1726-5479

# SENSORS & TRANSDUCERS

# 12

vol. 17  
Special  
/12



## Sensors and Intelligent Systems

International Frequency Sensor Association Publishing



## Guest Editor: Dr. Mohd Haris

### Editors for Western Europe

Meijer, Gerard C.M., Delft University of Technology, The Netherlands  
Ferrari, Vittorio, Università di Brescia, Italy

### Editors for North America

Datskos, Panos G., Oak Ridge National Laboratory, USA  
Fabien, J. Josse, Marquette University, USA  
Katz, Evgeny, Clarkson University, USA

### Editor South America

Costa-Felix, Rodrigo, Inmetro, Brazil

### Editor for Eastern Europe

Sachenko, Anatoly, Ternopil State Economic University, Ukraine

### Editor for Asia

Ohyama, Shinji, Tokyo Institute of Technology, Japan

### Editor for Africa

Maki K.Habib, American University in Cairo, Egypt

### Editor for Asia-Pacific

Mukhopadhyay, Subhas, Massey University, New Zealand

## Editorial Advisory Board

- Abdul Rahim, Ruzairi, Universiti Teknologi, Malaysia  
Ahmad, Mohd Noor, Northern University of Engineering, Malaysia  
Annamalai, Karthigeyan, National Institute of Advanced Industrial Science and Technology, Japan  
Arcega, Francisco, University of Zaragoza, Spain  
Arguel, Philippe, CNRS, France  
Ahn, Jae-Pyoung, Korea Institute of Science and Technology, Korea  
Arndt, Michael, Robert Bosch GmbH, Germany  
Ascoli, Giorgio, George Mason University, USA  
Atalay, Selcuk, Inonu University, Turkey  
Atghiaee, Ahmad, University of Tehran, Iran  
Augutis, Vyngantas, Kaunas University of Technology, Lithuania  
Avachit, Patil Lalchand, North Maharashtra University, India  
Ayeshe, Aladdin, De Montfort University, UK  
Azamimi, Azian binti Abdullah, Universiti Malaysia Perlis, Malaysia  
Bahreini, Behraad, University of Manitoba, Canada  
Baliga, Shankar, B., General Monitors Transnational, USA  
Baolian, Ye, Zhengzhou University, China  
Barford, Lee, Agilent Laboratories, USA  
Barlingay, Ravindra, RF Arrays Systems, India  
Basu, Sukumar, Jadavpur University, India  
Beck, Stephen, University of Sheffield, UK  
Ben Bouzid, Sihem, Institut National de Recherche Scientifique, Tunisia  
Benachaiba, Chellali, Universitaire de Bechar, Algeria  
Binnie, T. David, Napier University, UK  
Bischoff, Gerlinde, Inst. Analytical Chemistry, Germany  
Bodas, Dhananjay, IMTEK, Germany  
Borges Carval, Nuno, Universidade de Aveiro, Portugal  
Bouchikhi, Benachir, University Moulay Ismail, Morocco  
Bousbia-Salah, Mounir, University of Annaba, Algeria  
Bouvet, Marcel, CNRS – UPMC, France  
Bruzewski, Kazimierz, Warsaw University of Technology, Poland  
Cai, Chenxin, Nanjing Normal University, China  
Cai, Qingyun, Hunan University, China  
Calvo-Gallego, Jaime, Universidad de Salamanca, Spain  
Campanella, Luigi, University La Sapienza, Italy  
Carvalho, Vitor, Minho University, Portugal  
Cecelja, Franjo, Brunel University, London, UK  
Cerdà Belmonte, Judith, Imperial College London, UK  
Chakrabarty, Chandan Kumar, Universiti Tenaga Nasional, Malaysia  
Chakravorty, Dipankar, Association for the Cultivation of Science, India  
Changhai, Ru, Harbin Engineering University, China  
Chaudhari, Gajanan, Shri Shivaji Science College, India  
Chavali, Murthy, N.I. Center for Higher Education, (N.I. University), India  
Chen, Jiming, Zhejiang University, China  
Chen, Rongshun, National Tsing Hua University, Taiwan  
Cheng, Kuo-Sheng, National Cheng Kung University, Taiwan  
Chiang, Jeffrey (Cheng-Ta), Industrial Technol. Research Institute, Taiwan  
Chiriac, Horia, National Institute of Research and Development, Romania  
Chowdhuri, Arijit, University of Delhi, India  
Chung, Wen-Yaw, Chung Yuan Christian University, Taiwan  
Corres, Jesus, Universidad Publica de Navarra, Spain  
Cortes, Camilo A., Universidad Nacional de Colombia, Colombia  
Courtois, Christian, Université de Valenciennes, France  
Cusano, Andrea, University of Sannio, Italy  
D'Amico, Arnaldo, Università di Tor Vergata, Italy  
De Stefano, Luca, Institute for Microelectronics and Microsystem, Italy  
Deshmukh, Kiran, Shri Shivaji Mahavidyalaya, Barshi, India  
Dickert, Franz L., Vienna University, Austria  
Dieguez, Angel, University of Barcelona, Spain  
Dighavkar, C. G., M.G. Vidyamandir's L. V.H. College, India  
Dimitropoulos, Panos, University of Thessaly, Greece  
Ding, Jianning, Jiangsu Polytechnic University, China  
Djordjevic, Alexander, City University of Hong Kong, Hong Kong  
Donato, Nicola, University of Messina, Italy  
Donato, Patricio, Universidad de Mar del Plata, Argentina  
Dong, Feng, Tianjin University, China  
Driljaca, Predrag, Instersema Sensoric SA, Switzerland  
Dubey, Venketesh, Bournemouth University, UK  
Enderle, Stefan, Univ.of Ulm and KTB Mechatronics GmbH, Germany  
Erdem, Gursan K. Arzum, Ege University, Turkey  
Erkmen, Aydan M., Middle East Technical University, Turkey  
Estelle, Patrice, Insa Rennes, France  
Estrada, Horacio, University of North Carolina, USA  
Faiz, Adil, INSA Lyon, France  
Fericean, Sorin, Balluff GmbH, Germany  
Fernandes, Joana M., University of Porto, Portugal  
Francioso, Luca, CNR-IMM Institute for Microelectronics and Microsystems, Italy  
Francis, Laurent, University Catholique de Louvain, Belgium  
Fu, Weiling, South-Western Hospital, Chongqing, China  
Gaura, Elena, Coventry University, UK  
Geng, Yanfeng, China University of Petroleum, China  
Gole, James, Georgia Institute of Technology, USA  
Gong, Hao, National University of Singapore, Singapore  
Gonzalez de la Rosa, Juan Jose, University of Cadiz, Spain  
Granel, Annette, Goteborg University, Sweden  
Graff, Mason, The University of Texas at Arlington, USA  
Guan, Shan, Eastman Kodak, USA  
Guillet, Bruno, University of Caen, France  
Guo, Zhen, New Jersey Institute of Technology, USA  
Gupta, Narendra Kumar, Napier University, UK  
Hadjiloucas, Sillas, The University of Reading, UK  
Haider, Mohammad R., Sonoma State University, USA  
Hashsham, Syed, Michigan State University, USA  
Hasni, Abdelhafid, Bechar University, Algeria  
Hernandez, Alvaro, University of Alcalá, Spain  
Hernandez, Wilmar, Universidad Politecnica de Madrid, Spain  
Homentcovschi, Dorel, SUNY Binghamton, USA  
Horstman, Tom, U.S. Automation Group, LLC, USA  
Hsiai, Tzung (John), University of Southern California, USA  
Huang, Jeng-Sheng, Chung Yuan Christian University, Taiwan  
Huang, Star, National Tsing Hua University, Taiwan  
Huang, Wei, PSG Design Center, USA  
Hui, David, University of New Orleans, USA  
Jaffrezic-Renault, Nicole, Ecole Centrale de Lyon, France  
James, Daniel, Griffith University, Australia  
Janting, Jakob, DELTA Danish Electronics, Denmark  
Jiang, Liudi, University of Southampton, UK  
Jiang, Wei, University of Virginia, USA  
Jiao, Zheng, Shanghai University, China  
John, Joachim, IMEC, Belgium  
Kalach, Andrew, Voronezh Institute of Ministry of Interior, Russia  
Kang, Moonho, Sunmoon University, Korea South  
Kaniusas, Eugenijus, Vienna University of Technology, Austria  
Katake, Anup, Texas A&M University, USA  
Kausel, Wilfried, University of Music, Vienna, Austria  
Kavasoglu, Nese, Mugla University, Turkey  
Ke, Cathy, Tyndall National Institute, Ireland  
Khelifaoui, Rachid, Université de Bechar, Algeria  
Khan, Asif, Aligarh Muslim University, Aligarh, India  
Kim, Min Young, Kyungpook National University, Korea South  
Ko, Sang Choon, Electronics. and Telecom. Research Inst., Korea South  
Kotulska, Malgorzata, Wroclaw University of Technology, Poland  
Kockar, Hakan, Balikesir University, Turkey  
Kong, Ing, RMIT University, Australia  
Kratz, Henrik, Uppsala University, Sweden

**Krishnamoorthy, Ganesh**, University of Texas at Austin, USA  
**Kumar, Arun**, University of Delaware, Newark, USA  
**Kumar, Subodh**, National Physical Laboratory, India  
**Kung, Chih-Hsien**, Chang-Jung Christian University, Taiwan  
**Lacnjevac, Caslav**, University of Belgrade, Serbia  
**Lay-Ekuakille, Aime**, University of Lecce, Italy  
**Lee, Jang Myung**, Pusan National University, Korea South  
**Lee, Jun Su**, Amkor Technology, Inc. South Korea  
**Lei, Hua**, National Starch and Chemical Company, USA  
**Li, Fengyuan (Thomas)**, Purdue University, USA  
**Li, Genxi**, Nanjing University, China  
**Li, Hui**, Shanghai Jiaotong University, China  
**Li, Sihua**, Agiltron, Inc., USA  
**Li, Xian-Fang**, Central South University, China  
**Li, Yuefa**, Wayne State University, USA  
**Liang, Yuanchang**, University of Washington, USA  
**Liawruangrath, Saisunee**, Chiang Mai University, Thailand  
**Liew, Kim Meow**, City University of Hong Kong, Hong Kong  
**Lin, Hermann**, National Kaohsiung University, Taiwan  
**Lin, Paul**, Cleveland State University, USA  
**Linderholm, Pontus**, EPFL - Microsystems Laboratory, Switzerland  
**Liu, Aihua**, University of Oklahoma, USA  
**Liu Changgeng**, Louisiana State University, USA  
**Liu, Cheng-Hsien**, National Tsing Hua University, Taiwan  
**Liu, Songqin**, Southeast University, China  
**Lodeiro, Carlos**, University of Vigo, Spain  
**Lorenzo, Maria Encarnacio**, Universidad Autonoma de Madrid, Spain  
**Lukaszewicz, Jerzy Pawel**, Nicholas Copernicus University, Poland  
**Ma, Zhanfang**, Northeast Normal University, China  
**Majstorovic, Vidosav**, University of Belgrade, Serbia  
**Malyshev, V.V.**, National Research Centre 'Kurchatov Institute', Russia  
**Marquez, Alfredo**, Centro de Investigacion en Materiales Avanzados, Mexico  
**Matay, Ladislav**, Slovak Academy of Sciences, Slovakia  
**Mathur, Prafull**, National Physical Laboratory, India  
**Maurya, D.K.**, Institute of Materials Research and Engineering, Singapore  
**Mekid, Samir**, University of Manchester, UK  
**Melnyk, Ivan**, Photon Control Inc., Canada  
**Mendes, Paulo**, University of Minho, Portugal  
**Mennell, Julie**, Northumbria University, UK  
**Mi, Bin**, Boston Scientific Corporation, USA  
**Minas, Graca**, University of Minho, Portugal  
**Mishra, Vivekanand**, National Institute of Technology, India  
**Moghavvemi, Mahmoud**, University of Malaya, Malaysia  
**Mohammadi, Mohammad-Reza**, University of Cambridge, UK  
**Molina Flores, Esteban**, Benemérita Universidad Autónoma de Puebla, Mexico  
**Moradi, Majid**, University of Kerman, Iran  
**Morello, Rosario**, University "Mediterranea" of Reggio Calabria, Italy  
**Mounir, Ben Ali**, University of Sousse, Tunisia  
**Mrad, Nezh**, Defence R&D, Canada  
**Mulla, Imtiaz Sirajuddin**, National Chemical Laboratory, Pune, India  
**Nabok, Aleksey**, Sheffield Hallam University, UK  
**Neelamegam, Periasamy**, Sastra Deemed University, India  
**Neshkova, Milka**, Bulgarian Academy of Sciences, Bulgaria  
**Oberhammer, Joachim**, Royal Institute of Technology, Sweden  
**Ould Lahoucine, Cherif**, University of Guelma, Algeria  
**Pamidighanta, Sayanu**, Bharat Electronics Limited (BEL), India  
**Pan, Jisheng**, Institute of Materials Research & Engineering, Singapore  
**Park, Joon-Shik**, Korea Electronics Technology Institute, Korea South  
**Passaro, Vittorio M. N.**, Politecnico di Bari, Italy  
**Penza, Michele**, ENEA C.R., Italy  
**Pereira, Jose Miguel**, Instituto Politecnico de Seteбал, Portugal  
**Petsev, Dimiter**, University of New Mexico, USA  
**Pogacnik, Lea**, University of Ljubljana, Slovenia  
**Post, Michael**, National Research Council, Canada  
**Prance, Robert**, University of Sussex, UK  
**Prasad, Ambika**, Gulbarga University, India  
**Prateepasen, Asa**, Kingmoungut's University of Technology, Thailand  
**Pugno, Nicola M.**, Politecnico di Torino, Italy  
**Pullini, Daniele**, Centro Ricerche FIAT, Italy  
**Pumera, Martin**, National Institute for Materials Science, Japan  
**Radhakrishnan, S.**, National Chemical Laboratory, Pune, India  
**Rajanna, K.**, Indian Institute of Science, India  
**Ramadan, Qasem**, Institute of Microelectronics, Singapore  
**Rao, Basuthkar**, Tata Inst. of Fundamental Research, India  
**Raouf, Kosai**, Joseph Fourier University of Grenoble, France  
**Rastogi Shiva, K.**, University of Idaho, USA  
**Reig, Candid**, University of Valencia, Spain  
**Restivo, Maria Teresa**, University of Porto, Portugal  
**Robert, Michel**, University Henri Poincare, France  
**Rezazadeh, Ghader**, Urmia University, Iran  
**Royo, Santiago**, Universitat Politècnica de Catalunya, Spain  
**Rodriguez, Angel**, Universitat Politècnica de Catalunya, Spain  
**Rothberg, Steve**, Loughborough University, UK  
**Sadana, Ajit**, University of Mississippi, USA  
**Sadeghian Marnani, Hamed**, TU Delft, The Netherlands  
**Sapozhnikova, Ksenia**, D.I.Mendeleyev Institute for Metrology, Russia  
**Sandacci, Serghei**, Sensor Technology Ltd., UK  
**Saxena, Vibha**, Bbhba Atomic Research Centre, Mumbai, India  
**Schneider, John K.**, Ultra-Scan Corporation, USA  
**Sengupta, Deepak**, Advance Bio-Photonics, India  
**Seif, Selemani**, Alabama A & M University, USA  
**Seifter, Achim**, Los Alamos National Laboratory, USA  
**Shah, Kriyang**, La Trobe University, Australia  
**Sankarraj, Anand**, Detector Electronics Corp., USA  
**Silva Giro, Pedro**, Technical University of Lisbon, Portugal  
**Singh, V. R.**, National Physical Laboratory, India  
**Slomovitz, Daniel**, UTE, Uruguay  
**Smith, Martin**, Open University, UK  
**Soleimanpour, Amir Masoud**, University of Toledo, USA  
**Soleymanpour, Ahmad**, University of Toledo, USA  
**Somani, Prakash R.**, Centre for Materials for Electronics Technol., India  
**Sridharan, M.**, Sastra University, India  
**Srinivas, Talabattula**, Indian Institute of Science, Bangalore, India  
**Srivastava, Arvind K.**, NanoSonix Inc., USA  
**Stefan-van Staden, Raluca-Ioana**, University of Pretoria, South Africa  
**Stefanescu, Dan Mihai**, Romanian Measurement Society, Romania  
**Sumriddetchka, Sarun**, National Electronics and Comp. Technol. Center, Thailand  
**Sun, Chengliang**, Polytechnic University, Hong-Kong  
**Sun, Dongming**, Jilin University, China  
**Sun, Junhua**, Beijing University of Aeronautics and Astronautics, China  
**Sun, Zhiqiang**, Central South University, China  
**Suri, C. Raman**, Institute of Microbial Technology, India  
**Sysoev, Victor**, Saratov State Technical University, Russia  
**Szewczyk, Roman**, Industr. Research Inst. for Automation and Measurement, Poland  
**Tan, Ooi Kiang**, Nanyang Technological University, Singapore  
**Tang, Dianping**, Southwest University, China  
**Tang, Jaw-Luen**, National Chung Cheng University, Taiwan  
**Teker, Kasif**, Frostburg State University, USA  
**Thirunavukkarasu, I.**, Manipal University Karnataka, India  
**Thumbavanam Pad, Kartik**, Carnegie Mellon University, USA  
**Tian, Gui Yun**, University of Newcastle, UK  
**Tsiantos, Vassilios**, Technological Educational Institute of Kaval, Greece  
**Tsigara, Anna**, National Hellenic Research Foundation, Greece  
**Twomey, Karen**, University College Cork, Ireland  
**Valente, Antonio**, University, Vila Real, - U.T.A.D., Portugal  
**Vanga, Raghav Rao**, Summit Technology Services, Inc., USA  
**Vaseashta, Ashok**, Marshall University, USA  
**Vazquez, Carmen**, Carlos III University in Madrid, Spain  
**Vieira, Manuela**, Instituto Superior de Engenharia de Lisboa, Portugal  
**Vigna, Benedetto**, STMicroelectronics, Italy  
**Vrba, Radimir**, Brno University of Technology, Czech Republic  
**Wandelt, Barbara**, Technical University of Lodz, Poland  
**Wang, Jiangping**, Xi'an Shiyou University, China  
**Wang, Kedong**, Beihang University, China  
**Wang, Liang**, Pacific Northwest National Laboratory, USA  
**Wang, Mi**, University of Leeds, UK  
**Wang, Shinn-Fwu**, Ching Yun University, Taiwan  
**Wang, Wei-Chih**, University of Washington, USA  
**Wang, Wensheng**, University of Pennsylvania, USA  
**Watson, Steven**, Center for NanoSpace Technologies Inc., USA  
**Weiping, Yan**, Dalian University of Technology, China  
**Wells, Stephen**, Southern Company Services, USA  
**Wolkenberg, Andrzej**, Institute of Electron Technology, Poland  
**Woods, R. Clive**, Louisiana State University, USA  
**Wu, DerHo**, National Pingtung Univ. of Science and Technology, Taiwan  
**Wu, Zhaoyang**, Hunan University, China  
**Xiu Tao, Ge**, Chuzhou University, China  
**Xu, Lisheng**, The Chinese University of Hong Kong, Hong Kong  
**Xu, Sen**, Drexel University, USA  
**Xu, Tao**, University of California, Irvine, USA  
**Yang, Dongfang**, National Research Council, Canada  
**Yang, Shuang-Hua**, Loughborough University, UK  
**Yang, Wuqiang**, The University of Manchester, UK  
**Yang, Xiaoling**, University of Georgia, Athens, GA, USA  
**Yaping Dan**, Harvard University, USA  
**Ymeti, Aurel**, University of Twente, Netherland  
**Yong Zhao**, Northeastern University, China  
**Yu, Haihu**, Wuhan University of Technology, China  
**Yuan, Yong**, Massey University, New Zealand  
**Yufera Garcia, Alberto**, Seville University, Spain  
**Zakaria, Zulkarnay**, University Malaysia Perlis, Malaysia  
**Zagnoni, Michele**, University of Southampton, UK  
**Zamani, Cyrus**, Universitat de Barcelona, Spain  
**Zeni, Luigi**, Second University of Naples, Italy  
**Zhang, Minglong**, Shanghai University, China  
**Zhang, Quintao**, University of California at Berkeley, USA  
**Zhang, Weiping**, Shanghai Jiao Tong University, China  
**Zhang, Wenming**, Shanghai Jiao Tong University, China  
**Zhang, Xueji**, World Precision Instruments, Inc., USA  
**Zhong, Haoxiang**, Henan Normal University, China  
**Zhu, Qing**, Fujifilm Dimatix, Inc., USA  
**Zorzano, Luis**, Universidad de La Rioja, Spain  
**Zourob, Mohammed**, University of Cambridge, UK

# Contents

Volume 17  
Special Issue  
December 2012

www.sensorsportal.com

ISSN 1726-5479

## Research Articles

### Foreword

*Dr. Mohd Haris, Md Khir* ..... 1

### Modeling and Layout Design of Resonant Lateral Comb Magnetic Sensor

*F. Ahmad, J. O. Dennis, M. H. Md Khir and N. H. Hamid* ..... 1

### DC Characterization and Post-CMOS Processing of a Microcantilever Sensor

*A. Mirza, N. H. Hamid, M. H. Md. Khir, J. O. Dennis, K. Ashraf* ..... 13

### Enhanced Performances of a Wireless System-on-Chip for MEMS Biomedical Plantar Pressure Sensor

*Abdul Hadi Abdul Razak and Yufridin Wahab* ..... 22

### Simulation of Liquid Material for Microfluidic-based Acoustic Sensor

*M. F. A. Rahman, M. R. Arshad and A. A. Manaf* ..... 30

### Design, Simulation and Fabrication of a Mass Sensitive CMOS-MEMS Resonator

*A. Y. Ahmed, J. O. Dennis, M. H. Md Khir, M. N. Mohamad Saad and M. R. Buyong* ..... 40

### Artificial Neural Network-based Electronic Nose for the Detection of Sulfate-reducing Bacteria

*Earn Tzeh Tan, Zaini Abdul Halim, Darah Ibrahim, Rashidah Abdul Rahim, Junita Mohamad Saleh, Umadevi Chandaran* ..... 50

### Microcontroller Based Neural Network for Landmine Detection Using Magnetic Gradient Data

*Mohamed Elkattan, Ahmed Salem, Fouad Solima, Aladin Kamel and Hadia El-Hennawy* ..... 60

### An Intelligent ANN Based Control of A Quasi Six-Phase Voltage Source Inverter

*Mohammad Shahid Jamil, Mohammad Ibrahim Al-Naemi, Mohd. Arif Khan, Atif Iqbal, Shaikh Moinuddin* ..... 70

### Comparative Study and Analysis of Suspension Systems using Adaptive Fuzzy Control

*LAIQ Khan and M. Umair Khan* ..... 81

### Development of NO<sub>x</sub> Emission Model Using Particle Swarm Optimized Least-Squared SVR (PSO-LSSVR) Hybrid Algorithm

*Elangeshwaran Pathmanathan, Rosdiazli Ibrahim, Vijanth Asirvadam* ..... 98

### Development and Implementation of Hybrid Controllers for Flow Control Application

*M. Iqbal Ab Ghafar, R. Ibrahim, Zulfadhli Mazlan* ..... 110

### Capability of Optical Approach in Condition Based Monitoring of Lubricant Oil

*M. F. M. Idros, Hadzli Hashim, Md. Shabiul Islam, Sawal Hamid Ali* ..... 125

<b>Extracting Broadband Tissue Optics Parameters from One Source-Detector CW Diffuse Optical Spectroscopy</b> <i>Aulia Nasution</i> .....	135
<b>A Low Ripple Charge Pump Using Low-Voltage CMOS Process</b> <i>Lee Fu New, Zulfiqar Ali bin Abdul Aziz and Mun Fook Leong</i> .....	147
<b>Experimental Study on a Directional Cylindrical Dielectric Resonator Antenna (CDRA) At 5 to 6 GHz</b> <i>M. A. Zakariya, Z. Baharudin, M. H. Md Khir, A. J. Jamali, M. F. Ain, Z. A. Ahmad</i> .....	158
<b>RF Energy Harvester: Harvesting Power from WiFi Signals for Low Power RFID Application</b> <i>S. S. B. Hong, R. Ibrahim, M. H. Md Khir, M. A Zakariya, H. Daud</i> .....	168
<b>Analytical Investigation of Frequency Dependence of Average Power of a Vibration Energy Harvester</b> <i>K. Ashraf, M. H. Md. Khir, J. O. Dennis</i> .....	176
<b>Trapezoidal Electrodes Array for Electret-Based Electrostatic Energy Harvester</b> <i>Mohamad Radzi Ahmad and Mohd Haris Md Khir</i> .....	186
<b>Power Management for USB2.0 5 V Supply Using Load Resistive and Switch Capacitive Detection Approach</b> <i>Tan Thiam Loong, Dr. Anwar Hasni bin Abu Hassan</i> .....	199
<b>DSP Sensorless Controller of Switched Reluctance Motor-Generator Approaching to AM Modulation</b> <i>A. Moraveji, A. Siadatan, E. Afjei, M. Rafiee and E. Zarei Ali Abadi</i> .....	208
<b>Optimal Feedforward Zero Phase Error Tracking Control for High Precision X-Y Table</b> <i>Hashimah Ismail, Norlela Ishak, Mazidah Tajjudin, Mohd Hezri Fazalul Rahiman, Ramli Adnan</i> .....	217
<b>Implementation and Optimization of Human Tracking System Using ARM Embedded Platform</b> <i>Shen Khang Teoh, Vooi Voon Yap, Chit Siang Soh, Patrick Sebastian</i> .....	226
<b>Effectiveness of the Polymer Electrolyte Membrane Fuel Cell in High Humidity Climate</b> <i>Z. Jalauddin, N. M. Nor, T. Ibrahim, and Y. T. Sin</i> .....	234
<b>Permittivity and Conductivity Dispersions of Properly and Non-properly Slaughtered Goat Meat</b> <i>Abdullah MOHIRI, Zainal Arif BURHANUDIN and Idris ISMAIL</i> .....	247
<b>Utilizing Bi<sub>2</sub>Te<sub>3</sub> TE Pellet as the Condenser of Thermal Power Plant</b> <i>M. Rafiee, A. Siadatan, E. Zarei Ali Abadi and E. Afjei</i> .....	257

Authors are encouraged to submit article in MS Word (doc) and Acrobat (pdf) formats by e-mail: [editor@sensorsportal.com](mailto:editor@sensorsportal.com)  
Please visit journal's webpage with preparation instructions: <http://www.sensorsportal.com/HTML/DIGEST/Submission.htm>



The Fourth International Conference on Sensor Device Technologies and Applications

# SENSORDEVICES 2013

25 - 31 August 2013 - Barcelona, Spain

**Tracks:** Sensor devices - Ultrasonic and Piezosensors - Photonics - Infrared - Gas Sensors - Geosensors - Sensor device technologies - Sensors signal conditioning and interfacing circuits - Medical devices and sensors applications - Sensors domain-oriented devices, technologies, and applications - Sensor-based localization and tracking technologies - Sensors and Transducers for Non-Destructive Testing

**Deadline for papers: 30 March 2013**

<http://www.aria.org/conferences2013/SENSORDEVICES13.html>



The Seventh International Conference on Sensor Technologies and Applications

**Deadline for papers:  
30 March 2013**

# SENSORCOMM 2013

25 - 31 August 2013 - Barcelona, Spain

**Tracks:** Architectures, protocols and algorithms of sensor networks - Energy, management and control of sensor networks - Resource allocation, services, QoS and fault tolerance in sensor networks - Performance, simulation and modelling of sensor networks - Security and monitoring of sensor networks - Sensor circuits and sensor devices - Radio issues in wireless sensor networks - Software, applications and programming of sensor networks - Data allocation and information in sensor networks - Deployments and implementations of sensor networks - Under water sensors and systems - Energy optimization in wireless sensor networks

<http://www.aria.org/conferences2013/SENSORCOMM13.html>



The Sixth International Conference on Advances in Circuits, Electronics and Micro-electronics

# CENICS 2013

25 - 31 August 2013 - Barcelona, Spain

**Deadline for papers: 30 March 2013**

**Tracks:** Semiconductors and applications - Design, models and languages - Signal processing circuits - Arithmetic computational circuits - Microelectronics - Electronics technologies - Special circuits - Consumer electronics - Application-oriented electronics

<http://www.aria.org/conferences2013/CENICS13.html>

## Effectiveness of the Polymer Electrolyte Membrane Fuel Cell in High Humidity Climate

**Z. Jalauddin, N. M. Nor, T. Ibrahim, and Y. T. Sin**

Electrical and Electronic Engineering Department,

Universiti Teknologi PETRONAS

Bandar Seri Iskandar, 31720 Tronoh, Perak, Malaysia

Tel: +605 368 7814, fax: +605 364 7443

E-mail: [taibib@petronas.com.my](mailto:taibib@petronas.com.my), [nursyarizal\\_mnor@petronas.com.my](mailto:nursyarizal_mnor@petronas.com.my)

*Received: 29 September 2012 /Accepted: 29 October 2012 /Published: 18 December 2012*

---

**Abstract:** The hydrogen gas can be used as an alternative energy to replace the fossil fuel to generate the electricity. The hydrogen gas produced will be used to generate electricity by using the Polymer Exchange Membrane Fuel Cell (PEMFC). A green innovation model to produce the hydrogen gas from the electrolysis process by using a solar panel and electrolyzer is presented in this paper. This project is green friendly and can save the world from the pollution because there is no emission of the greenhouse gas such as CO<sub>2</sub>. The results obtained from the several test conducted had shown that air pressure and humidity effect in the high humidity climate are the parameters would found to have the significant effect to the performance of PEMFC. The experimental results are analyzed to prove effectiveness of the system. Prototype model using the solar electrolyzer and PEMFC is applied to the hybrid car and air pump for fish pond. *Copyright © 2012 IFSA.*

**Keywords:** Hydrogen gas, Solar panel, Electrolyzer, PEMFC, Efficiency.

---

### 1. Introduction

Many manufacturers produce new vehicles, electrical and electronic appliances to make human life easier. All of these products depend to the fossil fuel and electricity as a source of energy. This will increase the emission of the green house gas which is very dangerous for living things especially to the environment. Therefore, new approach is required to improve alternative energy in order to replace the current energy source in order to save our world.

Nowadays, a lot of alternative energies have been produced to reduce the usage of the fossil gas but only minority of people are fully utilized this alternative energy. Even though the alternative energy maybe expensive compared to the current source of energy but it make the environment safe and clean. By improvising the available fuel cell by adding special features and design, it will encourage people to use it since it only use water as a source of hydrogen and oxygen gas to produce electricity. Thus, this can be the best alternative to produce clean energy without affecting the environment.

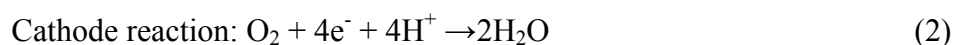

For this new innovation it can be used as a power supply and also the backup supply in critical case at the same time. This innovation focuses to those who require continuous power supply. The application of power supply produced by this innovation can be used to the solar hybrid car and air pump for the fish pond application and also for the electronic appliances such as mobile phone. This is the first portable power supply that has two backup supplies which are hydrogen gas and the ultra capacitor. Thus, this green innovation is absolutely clean with no emission of the greenhouse gas and become one of the efficient alternative energy.

## **2. Polymer Electrolyte Membrane Fuel Cell**

Polymer Electrolyte Membrane Fuel Cell (PEMFC) is also known as Proton Exchange Membrane Fuel Cell. In particular, among the available fuel cells, PEMFC fuel cells offer excellent features, such as compact structure, high power density, solid electrolyte, low-operating temperature (50 °C–100 °C), relatively fast start-up, low sensitivity to orientation, favourable power-to-weight ratio, long cell and stack life and low corrosion [1, 2].

As one of the type of fuel cells, it produces electricity energy from the chemical reaction of the hydrogen gas in the cell. The structure of PEMFC is similar to the other fuel cells which have two electrodes coated with the platinum catalyst separated by a polymer electrolyte membrane (PEM) in the middle. The combination of the electrodes and the PEM is called as membrane electrode assembly (MEA).

The function of platinum catalyst is to split the hydrogen gas molecule into hydrogen ions and electrons. It is very stable and will not easily oxidize as compared to the other noble metals such as nickel and silver. The output power of the PEMFC that uses the platinum catalyst is high due to its stability from oxidized. The chemical reaction that will occur at the anode and cathode electrode can be represented in the half reactions:



At the anode, the hydrogen molecule is split into the hydrogen ions and electrons. The PEM will allow the hydrogen ions to flow from the anode to the cathode while the electron will flow through the external wire to produce electrical power. The hydrogen ions will combine with the oxygen gas and the electrons at the cathode to produce water. The PEM only allows the hydrogen ion, H<sup>+</sup> to pass through it while preventing the electron conduction. It is made from the Nafion because of the effectiveness as a membrane. Nafion polymer has excellent chemical stability while at the same time allowing ion transport [3]. The process to split the hydrogen molecule is exothermic which produce heat. So, there is a limitation to the membrane performance because for Nafion the operating temperature is only from 50 °C -120 °C [1, 4].

### 3. PEMFC Solar Electrolyzer

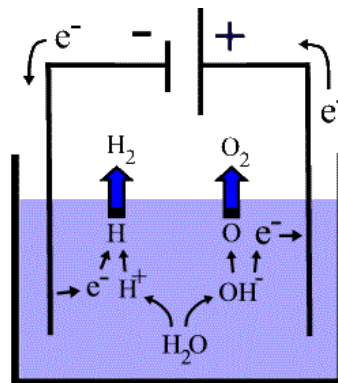
Solar Electrolyzer is the device that performs the electrolysis process to produce hydrogen and oxygen gas from the water which is also known as hydrolysis process. The function of PEMFC is not only produce electrical power but it also can be used to perform hydrolysis process to produce hydrogen gas. This device is called reversible PEMFC where it can produce hydrogen gas and generate electricity at the same device. By using a direct current (DC) supply to the anode and cathode, the hydrolysis of water can be done. We can use any DC supply such as battery and solar panel but to ensure no pollution occur it is better to use a solar panel as a supply. The chemical reaction which occurs during the hydrolysis process:



According to the Fig. 1, the water molecule is split into positive hydrogen ion,  $\text{H}^+$  and negative hydroxide ion,  $\text{OH}^-$ :



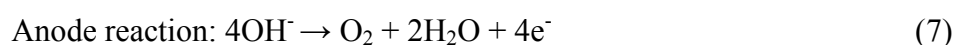
The electrodes polarity is different from the PEMFC because the supply is given to the electrodes. At the cathode the negative electrode, the electrons are pushed into the water and the hydrogen ion will attract to it to form hydrogen molecule. The combination of the two hydrogen molecules will produce hydrogen gas.



**Fig. 1.** Hydrolysis of water [5].



At the anode the positive electrode, the extra electrons from the hydroxide ion are absorbed. The combination of four hydroxide molecules will produce oxygen gas and water.



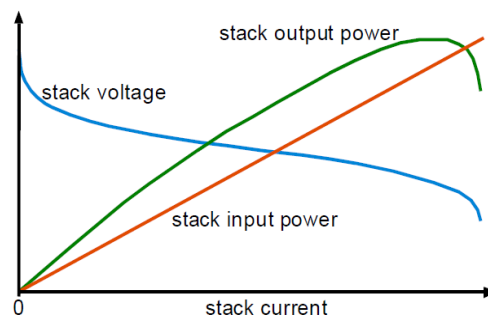
The hydrogen and oxygen gas produced will be stored into the storage tank so that it can be used by PEMFC to generate electrical power.

#### 4. PEMFC Stack Efficiency

PEMFC produces electrical energy from the flow of the hydrogen gas through the MEA. The electrons produced from the chemical reaction will generate the current and voltage. By using only one stack of PEMFC, the voltage produced is very small. Thus, to achieve a higher voltage, many stack cells need to be connected in series just like battery series connection.

At zero current the voltage is the highest which is the open circuit voltage. Usually at the standard condition, the value for the hydrogen-oxygen couple is 1.23 V but under practical conditions the open-circuit potential will settle at values slightly below 1 V. To achieve a high output power of fuel cell stack, it should be operated at high current densities.

However, the current cannot be increased at will, as the power output will reach a maximum due to the voltage drop. After this maximum the power output will decrease with increasing current. Fig. 2 shows the characteristics of the performance of PEMFC. The maximum power of a PEMFC stack is highly dependent on the operating parameters [6].



**Fig. 2.** Stack voltage with input and output power [7].

The efficiency of a PEMFC can be defined as:

$$\eta = \frac{P_{OUT}}{P_{IN}} \quad (8)$$

$$\eta = \frac{V_{stack} \times I_{stack}}{I_{stack} \times N_C \times 1.481}, \quad (9)$$

where

$V_{stack}$  = Stack voltage;

$I_{stack}$  = Stack current;

$N_C$  = Number of stack.

From the (9), the efficiency can be simplified as in (10) [7].

$$\eta = \frac{V_{stack}}{N_C \times 1.481} \quad (10)$$

There are many operating parameters that affect the performance and efficiency of PEMFC but the most critical parameters are *Pressure feed air* and *Humidity of air*.

#### **4.1. Pressure Feed Air**

Air is provided to the fuel cell cathode at low pressure by a blower or at high pressure by an air compressor. When the pressure feed gas is high thereby the cell operating pressure is high too. Higher cell operating pressure results in more even distribution of the local current density due to the high oxygen concentration at the catalyst layer [8]. Increasing the pressure of the air improves the kinetics of the electrochemical reactions and leads to higher power density and higher stack efficiency [1]. However, a higher air flow rate means a higher power consumption of the air compressor, which influences the net power available [9]. Thus, the required pressure need to be determined in order to optimizes the overall PEMFC performance for each current density.


#### **4.2. Humidity of Air**

Humidification of PEMFC is needed to prevent the electrolyte from drying out [10]. From the fuel cell reaction, the water will exist but it must be removed from the exhaust gas, stored, and pumped to a pressure suitable for the various operations [1]. A low air flow rate increases the humidity of the membrane, which decreases the electrical resistance and improves the performance of the fuel cell, while a high air flow rate increases the rate of water removal that causes drying of the membrane which increases the electrical resistance. However, a high air flow rate increases the availability of oxygen at the cathode membrane which improves the performance of the fuel cell [11, 12]. With the high humidity, the efficiency of the PEMFC decreases possibly due to the fuel cell beginning to flood and the quantity of oxygen gas available in the cell also decreases [10].

### **5. Prototype Fabrication**

#### **5.1. Construction of the Solar Electrolyzer and Hydrogen Gas Storage**

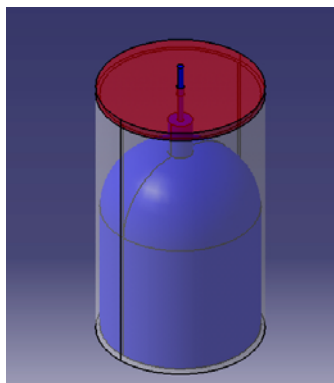
This project uses the reversible PEMFC as the electrolyzer to produce the hydrogen gas from the electrolysis process. The components that needed to construct the electrolyzer are the solar panel, reversible PEMFC, tube distilled water, syringe and gas storage cylinders. Fig. 3 shows the complete assembly of PEMFC electrolyzer.



**Fig. 3.** Solar electrolyzer.

In this project the storage cylinders is designed to have 15 cm height and 21.5 cm diameter which can store 500 mL at 1 bar hydrogen gas. The design of the tank is done using the Computer Aided Design (CAD) drawing as shown in Fig. 4 and Fig. 5 show the storage tanks that have been constructed. Both of the hydrogen and oxygen gas in the storage tanks will be used in the PEMFC to generate electricity.

The bigger the size of the cylinder the higher amount of hydrogen and oxygen gas can be stored. So, more electrical power can be produced for a long period.



**Fig. 4.** CAD design of storage tank.

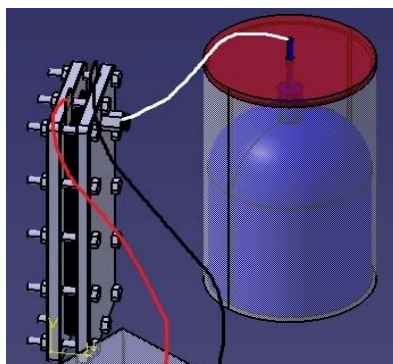


**Fig. 5.** Fabricated storage tank.

## **5.2. Construction of the Portable Power Supply PEMFC**

The PEMFC cannot operate without other main components such as gas storage tank, tube, cooling fan and wiring cable. All of these components were assembled together to produce electrical energy. For the PEMFC unit construction, the combination of PEM, electrodes and platinum catalyst will form a stack of cells which is called Membrane Electrode Assembly (MEA). In this project, the open cathode PEMFC is used with four stack cells which are combined together in series to produce the desired output 3.6 V, 10 W. The design surface area is 21.5 cm × 7 cm and the total thickness of MEA is 2 cm.


There will be a fitting hole at the anode electrode for the hydrogen gas inlet. The tube is connected to the fitting of the inlet to allow the flow of the hydrogen and from the storage tank to the PEMFC. For the output connection, two plates with 0.2 cm × 3.5 cm surface area of anode and cathode electrode will be connected with two wires for the positive and negative terminal. Fig. 6 shows the CAD design of the PEMFC with the storage tank and terminal anode and cathode connectors.



**Fig. 6.** CAD design of PEMFC with storage tank.

A cooling fan is used to reduce the temperature of the PEMFC and also used to remove the water, and feed the oxygen gas to the cell. The size of cooling fan depends on the size of the PEMFC. In this project, two units of 12 V, 1.0 A cooling fans are used which will be installed at the side of the fuel cell.


The fabrication of the PEMFC unit is done by the G-Energy Technologies Sdn. Bhd. according to the specification design. Fig. 7 shows the complete design of PEMFC after the fabrication process. So, the design of this fuel cell is complete and ready to be used to generate electricity.



**Fig. 7.** PEMFC unit.

### **5.3. Assembly of Prototype Model**

This prototype can be used for air pump for the fish pond and motor with controller circuit for the solar hybrid car. The solar electrolyzer with PEMFC that had been fabricated can produce about 3.6 V with 10 W output power which is suitable for the applications of the air pump and small motor since it can produce high current and output power. Boost converter is used to step up the voltage to 5 V to increase the performance of motor. For the air pump it can be used directly the output of PEMFC without any additional circuit because the rating is approximately same as the rating of PEMFC. The air pump is successfully operated to produce maximum oxygen gas to the aquatic life as shown in Fig. 8.

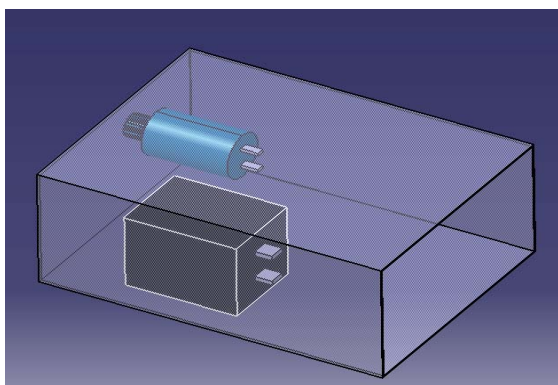


**Fig. 8.** Air pump application.


This project also is applied to a DC motor with the controller circuit to symbolize the motor for the solar hybrid car. Since the solar hybrid car already has the solar panel, this innovation takes the

opportunity to utilize the solar power to power up the electrolyzer to produce the hydrogen gas. The controller circuit of the motor is designed to be located at the middle of the car as shown in the CAD drawing in Fig. 9.

The booster is used to boost the voltage of PEMFC to 5 V to improve the performance of the motor. As an additional feature, the ultra capacitor circuit also is designed as a backup supply if the hydrogen gas is empty. For the safety purposes, the storage tank of the hydrogen gas is located at the back of the car because the hydrogen gas can easily explode if there is spark or fire. Fig. 10 shows the complete model of the motor for the solar hybrid car. The performance of this innovation depends on the climate of the surroundings such as humidity and quantity of air feed into the PEMFC. This innovation have no limitation, it can be used anywhere and anytime since it have source of sun radiation to produce the hydrogen gas using electrolyzer.



**Fig. 9.** CAD design motor circuits.



**Fig. 10.** Motor application.

## 6. Results and Discussions

### 6.1. Open Circuit Test for PEMFC Unit


An experiment is carried out without supplying the hydrogen gas to the cell. Four stacks of cell is used and connected in series to produce more voltages. The result of this experiment is tabulated in Table 1. At this level, the more stack is connected in series connection, the larger is the output voltage that can be produced. In order to get 3.6 V of output constantly to operate the motor application, the constant 5 V output is needed. Thus, the boost converter is used in this project.

**Table 1.** PEMFC stacks connected in series experiment.

No of stacks	Output Voltage (V)		
	1 <sup>st</sup> reading	2 <sup>nd</sup> reading	Average
1	0.902	0.902	0.902
2	1.801	1.799	1.800
3	2.698	2.697	2.698
4	3.596	3.597	3.597
Using boost converter	5.600	5.600	5.600

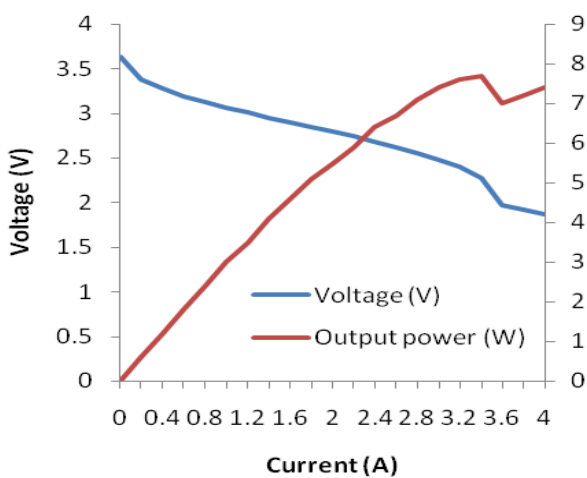
## 6.2. PEMFC Efficiency Test (After Fabrication)

After complete fabrication of the PEMFC by the G-Energy Technology Sdn. Bhd., testing is done to check the efficiency of the system. Using the Fuelcell Test Station, E-loader and continuous hydrogen gas supply, the voltage, output power and temperature of cells can be measured. The testing setup is done as shown in Fig. 11.

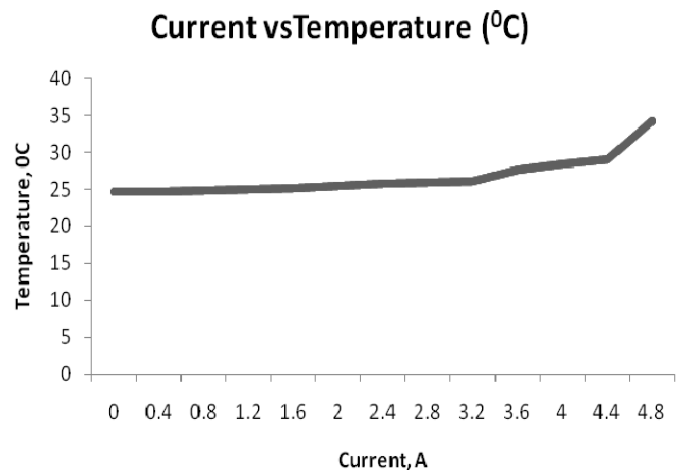


**Fig. 11.** Testing setup.

Fig. 12 and 13 show the test results. It is to be noted that as load current increases, the voltage drop, output power and temperature also increases. The complete results of the testing can be referred to Appendix A. Our target to get the 3.6 V, 10 W output is achieved but according to the literature reviews, the graph should be smoother than the results gained in this testing to indicate the high efficiency of the PEMFC. This is because the membrane is not fully activated since it needs to be supplied with the continuous hydrogen gas at for 40 hours to operate in optimum condition.



**Fig. 12.** Current vs. voltage, output power.



**Fig. 13.** Current vs. temperature.

### 6.3. Effect of Humidity and Air Pressure on the PEMFC Efficiency

The humidity and air pressure feed into the membrane give impact to the performance of the PEMFC. Both parameters are related to each other in water management of PEMFC. As we know, water is one of the outputs when this fuel cell generates electricity energy and the amount of water in the membrane will affect the performance of PEMFC. The quantity of the water has to manage to an optimum level in order to get the better results. This experiment is using the humidifier and DC cooling fan as the variable of the humidity and air pressure with the constant continuous 0.3 bar hydrogen gas.

Fig. 14 shows the effect of high air pressure and high humidity on the polarization curve of fuel cell by using the humidifier and high speed fan. As can be observed from the graph, the slope of the linear region of the stack voltage versus current plot remains almost constant. On the other hand, Fig. 15 shows the effect when the humidifier is not used and the graph shows the slope is not constant at the maximum output. From both results, the performance of PEMFC varies when one of this parameter change.

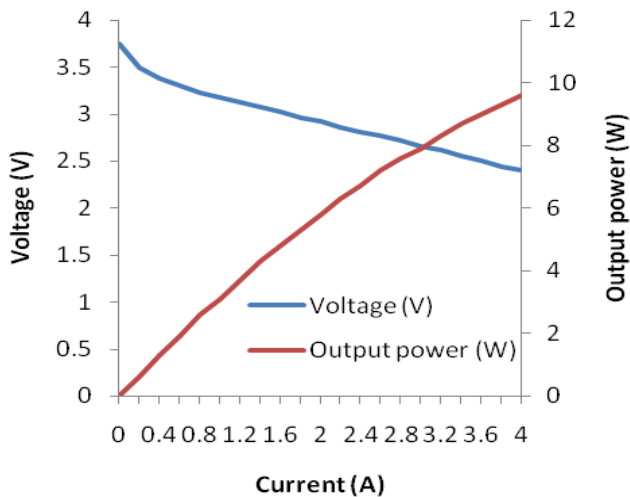


Fig. 14. High air pressure and high humidity effect.

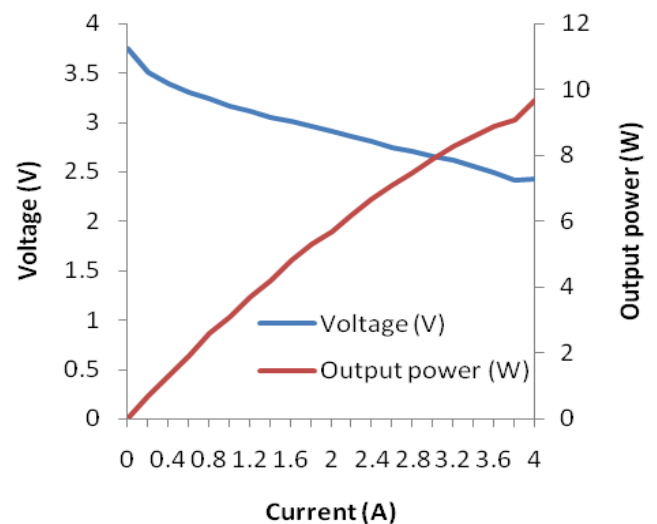


Fig. 15. High air pressure and no humidity effect.

The high air pressure increases the availability of the oxygen gas at the cathode membrane which improves the performance of the fuel cell but it also increase the rate of water removal that cause the membrane dry which increase the resistance of cell. By supplying water vapour using the humidifier, the quantity of water in membrane will increase which can avoid the membrane becoming dry. If the quantity of the water is too high, the performance of the membrane will decrease due to flooding of water, which affects the chemical reaction between the oxygen and hydrogen gas.

According to the Fig. 14, the slope of graph is not constant even though the high air pressure distribute more oxygen through the cathode membrane but a lot of water has been blown out from the membrane which make the membrane to be dried and decrease the efficiency. To counter that problem, the supply of the water vapour from the humidifier will reduce the dryness of the membrane. This can be observed in Fig. 15. From all of these results, both air pressure and humidity are related in water management to increase the performance of the PEMFC. The data of the experiment results can be referred at Appendix B.

### 6.3.1. Effect of High Humidity Climate on the PEMFC Efficiency

To operate the PEMFC in maximum power output the high humidity and high air pressure condition is strictly needed. Both of these parameters need to use the humidifier and high speed fan or air compressor to achieve the target power output with the highest efficiency. For the country that has high humidity in their climate, this is the huge advantage to improve the performance of the fuel cell. For example, Malaysia climate has approximately 70 % average humidity and this will reduce the dryness of the membrane which increases the performance of the PEMFC. So, the humidifier is not needed anymore as the medium to supply the humidity to the membrane.

Fig. 16 shows the effect of reducing the speed of the fan to give the mild air pressure and without using the humidifier.

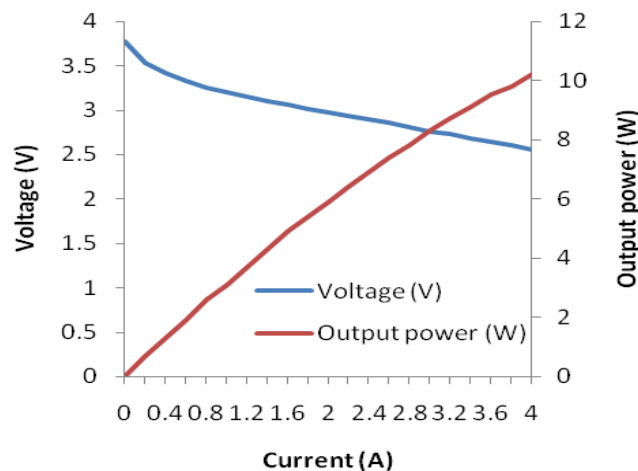


Fig. 16. Effect of the mild air pressure and no humidity.

Fig 16 shows that the maximum power output is higher than by using the high speed fan. The slope of the graph is also almost constant which indicate the good performance of the fuel cell. The mild air pressures supplies enough oxygen and reduce the water to be blown out from the membrane. Even though by not using the humidifier, the surrounding climate already has the high humidity to reduce the dryness of the PEMFC. Thus, we can reduce the auxiliary energy to run the fan and also neglect the humidifier.

## 7. Conclusions

There are many parameters that need to be considered to improve the performance of the fuel cell but humidity and air pressure feed into the membrane was found to have the significant effect to the performance of PEMFC. From the experimental results, the polarization curves have shown the efficiency of the fuel cell varies when both parameters change. The high humidity climate also influenced the performance of this green technology since the testing is done in Malaysia which has the highest humidity. This give advantage to operate at optimum level without using the humidifier and the auxiliary energy to run the cooling fan also can be reduced.

The complete prototype model has been fabricated for the solar hybrid car and air pump application. Both models have operated without emitting any dangerous greenhouse gas which is very clean and environmental friendly.

## 8. Appendices

### Appendix A. High air pressure and high humidity.

Current (A)	Voltage (V)	Input power (W)	Output power (W)	Efficiency, $\eta$ (%)	Temperature ( $^{\circ}\text{C}$ )
0	3.630	0	0	0	24.7
0.2	3.378	1.18	0.6	50.85	24.7
0.4	3.270	2.37	1.2	50.63	24.7
0.6	3.190	3.55	1.8	50.70	24.7
0.8	3.120	4.74	2.4	50.63	24.9
1.0	3.060	5.92	3.0	50.68	24.9
1.2	3.010	7.11	3.5	49.23	25.0
1.4	2.950	8.29	4.1	49.46	25.1
1.6	2.900	9.48	4.6	48.52	25.2
1.8	2.840	10.66	5.1	47.84	25.3
2.0	2.790	11.85	5.5	46.41	25.4
2.2	2.740	13.03	5.9	45.28	25.6
2.4	2.680	14.22	6.4	45.01	25.7
2.6	2.620	15.40	6.7	43.51	25.8
2.8	2.550	16.59	7.1	42.80	25.9
3.0	2.480	17.77	7.4	41.64	25.9
3.2	2.400	18.96	7.6	40.08	26.1
3.4	2.280	20.14	7.7	38.23	26.2
3.6	1.970	21.33	7.0	32.82	27.7
3.8	1.920	22.51	7.2	31.99	28.1
4.0	1.870	23.70	7.4	31.22	28.5

### Appendix B. High Air Pressure and no Humidity.

Current (A)	Voltage (V)	Input power (W)	Output power (W)	Efficiency, $\eta$ (%)	Temperature ( $^{\circ}\text{C}$ )
0	3.744	0	0	0	27.0
0.2	3.507	1.18	0.7	59.32	27.1
0.4	3.393	2.37	1.3	54.85	27.1
0.6	3.299	3.55	1.9	53.52	27.3
0.8	3.234	4.74	2.6	54.85	27.4
1.0	3.166	5.92	3.1	52.36	27.5
1.2	3.110	7.11	3.7	52.04	27.4
1.4	3.054	8.29	4.2	50.66	27.4
1.6	3.005	9.48	4.8	50.63	27.4
1.8	2.957	10.66	5.3	49.72	27.5
2.0	2.905	11.85	5.7	48.10	27.5
2.2	2.854	13.03	6.2	47.58	27.6
2.4	2.804	14.22	6.7	47.12	27.5
2.6	2.750	15.40	7.1	46.10	27.7
2.8	2.702	16.59	7.5	45.21	27.7
3.0	2.652	17.77	7.9	44.46	27.7
3.2	2.616	18.96	8.3	43.78	28.0
3.4	2.554	20.14	8.6	42.70	28.2
3.6	2.491	21.33	8.9	41.73	28.3
3.8	2.416	22.51	9.1	40.43	28.3
4.0	2.423	23.70	9.7	40.93	28.5

## **Acknowledgements**

This work was supported by the G-Energy Technology Sdn. Bhd., Malaysia under research collaboration with Universiti Teknologi PETRONAS, Malaysia.

## **References**

- [1]. M. W. Ellis, M. R. Von Spakovsky and D. J. Nelson, Fuel cell systems: Efficient, flexible energy conversion for the 21<sup>st</sup> century, *Proceedings of the IEEE, December*, Vol. 89, Issue 12, 2001, pp.1808-1818.
- [2]. J. T. Pukrushpan, A. G. Stefanopoulou, and H. Peng, Control of fuel cell breathing, *IEEE Control Systems Magazine*, Vol. 24, No. 2, April 2004, pp. 30–46.
- [3]. Catalyzed Fuel Cell Membranes, 2004, 8 June 2011 from <http://www.ion-power.com/products.html>
- [4]. Puranik, S., Keyhani, A., & Khorrami, F., Neural Network Modeling of Proton Exchange Membrane Fuel Cell, *IEEE Transactions on Energy Conversion*, Vol. 25, No. 2, June 2010, pp. 474 – 483.
- [5]. <http://www.nmsea.org/Curriculum/712/electrolysis/electrolysis.htm>
- [6]. P. Rodatz, F. Büchi, C. Onder, L. Guzzela, Operational aspect of a large PEFC stack under practical conditions, *Journal of Power Sources*, 128, 2004, pp. 208-217.
- [7]. Joseph Barbetta, PEM Fuel Cell Calculations, 2002 (<http://fuelcellhelp.com>).
- [8]. Maher A. R. Sadiq Al-Baghdadi, Haroun A. K. Shahad Al-Janabi, *Renewable Energy*, Vol. 32, 2007, pp. 1077-1101.
- [9]. Marignetti, F., Minutillo, M., Perna, A., & Jannelli, E, Assessment of Fuel Cell Performance Under Different Air Stoichiometries and Fuel Composition, *IEEE Transactions on Industrial Electronics*, June 2011, pp. 2420 - 2426.
- [10].J. Huson, P. C. Lundberg, R. Herry, A. Bourgeau, A. Snyder, S. K. Das, Etim U. Ubong, Experimental evaluation of the effect of humidification on the performance of PEM fuel cell stack, *Electrical Insulation Conference and Electrical Manufacturing Expo*, 2007, pp. 418-422.
- [11].Q. Yan, H. Toghiani, and H. Causey, Steady state and dynamic performance of proton exchange fuel cells (PEMFCs) under various operating conditions and load changes, *Journal of Power Sources*, 2006, Vol. 161, pp. 492–502.
- [12].C. Ramos-Paja, R. Giral, L. Martinez-Salamero, J. Romano, A. Romero, and G. Spagnuolo, A PEM fuel-cell model featuring oxygen-excess-ratio estimation and power-electronics interaction, *IEEE Transactions on Industrial Electronics*, Vol. 57, No. 6, June 2010, pp. 1914–1924.



# International Frequency Sensor Association Publishing Call for Books Proposals

Sensors, MEMS, Measuring instrumentation, etc.



## Benefits and rewards of being an IFSA author:

1

### Royalties

Today IFSA offers most high royalty in the world: you will receive 50 % of each book sold in comparison with 8-11 % from other publishers, and get payment on monthly basis compared with other publishers' yearly basis.

2

### Quick Publication

IFSA recognizes the value to our customers of timely information, so we produce your book quickly: 2 months publishing schedule compared with other publishers' 5-18-month schedule.

3

### The Best Targeted Marketing and Promotion


As a leading online publisher in sensors related fields, IFSA and its Sensors Web Portal has a great expertise and experience to market and promote your book worldwide. An extensive marketing plan will be developed for each new book, including intensive promotions in IFSA's media: journal, magazine, newsletter and online bookstore at Sensors Web Portal.

4

### Published Format: printable pdf (Acrobat).

When you publish with IFSA your book will never go out of print and can be delivered to customers in a few minutes.

You are invited kindly to share in the benefits of being an IFSA author and to submit your book proposal or/and a sample chapter for review by e-mail to [editor@sensorsportal.com](mailto:editor@sensorsportal.com). These proposals may include technical references, application engineering handbooks, monographs, guides and textbooks. Also edited survey books, state-of-the art or state-of-the-technology, are of interest to us. For more detail please visit: [http://www.sensorsportal.com/HTML/IFSA\\_Publishing.htm](http://www.sensorsportal.com/HTML/IFSA_Publishing.htm)



International Frequency Sensor Association (IFSA) Publishing

## Digital Sensors and Sensor Systems: Practical Design

Sergey Y. Yurish



Formats: printable pdf (Acrobat) and print (hardcover), 419 pages

ISBN: 978-84-616-0652-8,  
e-ISBN: 978-84-615-6957-1

The goal of this book is to help the practitioners achieve the best metrological and technical performances of digital sensors and sensor systems at low cost, and significantly to reduce time-to-market. It should be also useful for students, lectures and professors to provide a solid background of the novel concepts and design approach.

### Book features include:

- Each of chapter can be used independently and contains its own detailed list of references
- Easy-to-repeat experiments
- Practical orientation
- Dozens examples of various complete sensors and sensor systems for physical and chemical, electrical and non-electrical values
- Detailed description of technology driven and coming alternative to the ADC a frequency (time)-to-digital conversion

*Digital Sensors and Sensor Systems: Practical Design* will greatly benefit undergraduate and at PhD students, engineers, scientists and researchers in both industry and academia. It is especially suited as a reference guide for practitioners, working for Original Equipment Manufacturers (OEM) electronics market (electronics/hardware), sensor industry, and using commercial-off-the-shelf components

[http://sensorsportal.com/HTML/BOOKSTORE/Digital\\_Sensors.htm](http://sensorsportal.com/HTML/BOOKSTORE/Digital_Sensors.htm)

## Guide for Contributors

---

### Aims and Scope

*Sensors & Transducers Journal* (ISSN 1726-5479) provides an advanced forum for the science and technology of physical, chemical sensors and biosensors. It publishes state-of-the-art reviews, regular research and application specific papers, short notes, letters to Editor and sensors related books reviews as well as academic, practical and commercial information of interest to its readership. Because of it is a peer reviewed international journal, papers rapidly published in *Sensors & Transducers Journal* will receive a very high publicity. The journal is published monthly as twelve issues per year by International Frequency Sensor Association (IFSA). In addition, some special sponsored and conference issues published annually. *Sensors & Transducers Journal* is indexed and abstracted very quickly by Chemical Abstracts, IndexCopernicus Journals Master List, Open J-Gate, Google Scholar, etc. Since 2011 the journal is covered and indexed (including a Scopus, Embase, Engineering Village and Reaxys) in Elsevier products.

### Topics Covered

Contributions are invited on all aspects of research, development and application of the science and technology of sensors, transducers and sensor instrumentations. Topics include, but are not restricted to:

- Physical, chemical and biosensors;
- Digital, frequency, period, duty-cycle, time interval, PWM, pulse number output sensors and transducers;
- Theory, principles, effects, design, standardization and modeling;
- Smart sensors and systems;
- Sensor instrumentation;
- Virtual instruments;
- Sensors interfaces, buses and networks;
- Signal processing;
- Frequency (period, duty-cycle)-to-digital converters, ADC;
- Technologies and materials;
- Nanosensors;
- Microsystems;
- Applications.

### Submission of papers


Articles should be written in English. Authors are invited to submit by e-mail [editor@sensorsportal.com](mailto:editor@sensorsportal.com) 8-14 pages article (including abstract, illustrations (color or grayscale), photos and references) in both: MS Word (doc) and Acrobat (pdf) formats. Detailed preparation instructions, paper example and template of manuscript are available from the journal's webpage: <http://www.sensorsportal.com/HTML/DIGEST/Submission.htm> Authors must follow the instructions strictly when submitting their manuscripts.

### Advertising Information

Advertising orders and enquires may be sent to [sales@sensorsportal.com](mailto:sales@sensorsportal.com) Please download also our media kit: [http://www.sensorsportal.com/DOWNLOADS/Media\\_Kit\\_2012.pdf](http://www.sensorsportal.com/DOWNLOADS/Media_Kit_2012.pdf)

**Sergey Y. Yurish**  
Editor

## Modern Sensors, Transducers and Sensor Networks



*Modern Sensors, Transducers and Sensor Networks* is the first book from the Advances in Sensors: Reviews book Series contains dozen collected sensor related state-of-the-art reviews written by 31 internationally recognized experts from academia and industry.

Built upon the series Advances in Sensors: Reviews - a premier sensor review source, the *Modern Sensors, Transducers and Sensor Networks* presents an overview of highlights in the field. Coverage includes current developments in sensing nanomaterials, technologies, MEMS sensor design, synthesis, modeling and applications of sensors, transducers and wireless sensor networks, signal detection and advanced signal processing, as well as new sensing principles and methods of measurements.

*Modern Sensors, Transducers and Sensor Networks* is intended for anyone who wants to cover a comprehensive range of topics in the field of sensors paradigms and developments. It provides guidance for technology solution developers from academia, research institutions, and industry, providing them with a broader perspective of sensor science and industry.

Order online:

[http://sensorsportal.com/HTML/BOOKSTORE/Advance\\_in\\_Sensors.htm](http://sensorsportal.com/HTML/BOOKSTORE/Advance_in_Sensors.htm)



[www.sensorsportal.com](http://www.sensorsportal.com)